

CITY OF CORTEZ,  
COLORADO

**ANNUAL  
COMPREHENSIVE  
FINANCIAL  
REPORT**

FOR THE YEAR ENDED  
DECEMBER 2024



CITY HALL

# PARQUE DE VIDA



# CORTEZ BALLOON RENDEZVOUS



**ANNUAL COMPREHENSIVE FINANCIAL REPORT  
OF THE  
CITY OF CORTEZ, COLORADO  
AS OF AND FOR THE YEAR ENDED DECEMBER 31, 2024**

Prepared by the Finance Department

**CITY OF CORTEZ, COLORADO  
TABLE OF CONTENTS  
DECEMBER 31, 2024**

**INTRODUCTORY SECTION**

Letter of Transmittal.....	i - iii
Organizational Chart.....	iv
List of Principal Officials.....	v

**FINANCIAL SECTION**

<b>Independent Auditor’s Report.....</b>	<b>1 - 3</b>
--	--------------

***Required Supplementary Information***

Management’s Discussion and Analysis (Unaudited).....	4 – 12
---	--------

**BASIC FINANCIAL STATEMENTS**

**Government-Wide Financial Statements**

Statement of Net Position .....	13
Statement of Activities.....	14

**Fund Financial Statements**

Balance Sheet – Governmental Funds.....	15
Reconciliation of the Balance Sheet of Governmental Funds to the Statement of Net Position.....	16
Statement of Revenues, Expenditures, and Changes in Fund Governmental Funds .....	17
Reconciliation of the Statement of Revenues, Expenditures and Changes in Fund Balances of Governmental Funds to the Statement of Activities.....	18
Statement of Net Position – Proprietary Funds.....	19
Statement of Revenue, Expenses, and Changes in Net Position – Proprietary Funds .....	20
Statement of Cash Flows – Proprietary Funds.....	21

<b>Notes to the Financial Statements.....</b>	<b>22 - 40</b>
---	----------------

**REQUIRED SUPPLEMENTARY INFORMATION**

Schedule of Revenues, Expenditures and Changes in Fund Balance – Budget and Actual – General Fund .....	41 - 42
Schedule of Revenues, Expenditures and Changes in Fund Balance – Budget and Actual – Street Improvement Fund .....	43
Notes to Required Supplementary Information .....	44

**CITY OF CORTEZ, COLORADO**  
**TABLE OF CONTENTS**  
**DECEMBER 31, 2024**

**Governmental Funds**

Combining Balance Sheet – Non-major Governmental Funds .....	45
Combining Statements of Revenue, Expenditures, and Changes in Fund Balances – Non-major Governmental Funds .....	46
Schedule of Revenues, Expenditures and Changes in Fund Balances (Deficit) – Budget and Actual	
Lodger’s Tax Fund .....	47
Conservation Trust Fund .....	48
Emergency Reserve – TABOR Fund .....	49
Equipment Fund .....	50
Mesa Verde Country Visitor Information Bureau .....	51
Grant Fund .....	52

**Enterprise Funds**

Combining Statement of Net Position – Non-major Enterprise Funds .....	53
Combining Statements of Revenue, Expenses, and Changes in Fund Net Position – Non-major Enterprise Funds .....	54
Combining Statements of Cash Flows – Non-major Enterprise Funds .....	55
Schedule of Revenues, Expenses and Changes in Fund Net Position (Deficit) – Budget and Actual	
Airport Fund .....	56
Recreation Center Fund .....	57
Water Fund .....	58
Solid Waste Collection Fund .....	59
Hydro Plant Fund .....	60
City Community Network Fund .....	61
Police Dispatch Fund .....	62

**Internal Service Funds**

Combining Statement of Net Position – Internal Service Funds .....	63
--	----

**CITY OF CORTEZ, COLORADO  
TABLE OF CONTENTS  
DECEMBER 31, 2024**

Combining Statements of Revenue, Expenses, and Changes in Fund Net Position – Internal Service Funds .....	64
Combining Statements of Cash Flows – Internal Service Funds .....	65
Schedule of Revenues, Expenses and Changes in Fund Net Position (Deficit) – Budget and Actual	
Shop Fund .....	66
Technology Fund .....	67
Self-Insured Health Fund .....	68
<b>STATISTICAL SECTION</b>	
Net Position by Component – Last Ten Fiscal Years .....	69
Changes in Net Position – Last Ten Fiscal Years.....	70 - 71
Program Revenues by Function/Program – Last Ten Fiscal Years .....	72
Fund Balances - Governmental Funds – Last Ten Fiscal Years.....	73
Changes in Fund Balances – Governmental Funds – Last Ten Fiscal Years.....	74
Tax Revenues by Source, Governmental Funds – Last Ten Fiscal Years .....	75
Assessed Value and Estimated Actual Value of Taxable Property – Last Ten Fiscal Years .....	76
Direct and Overlapping Property Tax Rates – Last Ten Fiscal Years .....	77
Principal Property Taxpayers – Current Year and Nine Years Ago.....	78
Property Tax Levies and Collections – Last Ten Fiscal Years.....	79
Ratios of Net General Bonded Debt Outstanding by Type – Last Ten Fiscal Years.....	80
Direct and Overlapping Governmental Activities Debt .....	81
Demographic and Economic Statistics – Last Ten Fiscal Years .....	82
Principal Employers – Current and Nine Years Ago .....	83
Full-Time Equivalent City Government Employees by Functions/Program – Last Ten Fiscal Years .....	84
Operating Indicators by Function/Program – Last Ten Fiscal Years .....	85
Capital Asset Statistics by Function/Program .....	86 - 89



City of Cortez  
123 Roger Smith Ave  
Cortez, CO 81321

August 13, 2025

Dear Cortez residents, City Council, and partner organizations,

The City is responsible for the preparation and fair public presentation of its financial statements, in accordance with accounting principles generally accepted within the United States, and for the design, implementation, and maintenance of internal controls that are relevant to such presentations, free from material misstatements due to fraud or error.

- **Results of the Audit**

The 2024 independent audit resulted in an unmodified audit opinion, with no findings or recommendations of correction.

- **Internal controls including objectives and inherent limitations**

To provide a sound basis for making these representations, management has established a comprehensive internal-control system that's designed to protect both the City's assets from loss, theft, or misuse, and to compile sufficient, reliable information for the preparation and evaluation of the City's financial statements (in conformity with generally accepted accounting principles or GAAP). Customarily, the cost of internal controls should not outweigh their benefits.

- **Population and description of gov structure**

Platted in 1886, incorporated in 1902, and chartered as a city in 1952, the City is the county seat for Montezuma County. Tucked away in the southwest corner of Colorado (only 40 miles away from the Four Corners Monument), this small, rural town has a population of 9,151 residents. The City is a home-rule city with a council – manager form of government. The council appoints a mayor and the seven Council members embody the legislative and governing body of the City. The City Manager is appointed by City Council and serves as the Chief Executive officer of the administrative branch and is responsible for the overall operations of the City.

- **Types of services provided**

The City is a full-service provider, servicing residents in terms of drinking water treatment and delivery, recreation center programs, a public library, policing and public safety, parks and open space, an animal shelter, and a golf course. The City oversees land-use, infrastructure, and permitting for development, facility maintenance (streets, waste disposal, etc.), and provides a forum for community discussion via open, bi-monthly Council meetings.

- **Inclusion of component unit**

A component unit is a legally separate entity, for which the primary government's elected officials are financially accountable, or of which any exclusion would cause the primary government's financial statements to be incomplete. Thus, included in this report is Mesa Verde

Country, a designated tourist-promotional organization, which is a component unit of the City. We do not foresee in the near future any new component units being added or acquired.

- **Summary of budget process**

The annual budget serves as the foundation for the government’s financial planning and control. All funds are appropriated on an annual basis. The budget process begins in August and formal review is completed in September. The annual budget starts in the finance department where departmental drafts are compiled. Each draft is digitally shared through ClearGov<sup>1</sup> to respective department directors. Directors may then share with other department heads portions of their budget to strategize and align. Directors then submit their revised draft budgets, and the Finance Director and City Manager meet with each director to discuss any changes or known upcoming projects or additional expense. Once this review is complete, the budget is presented in its entirety to City Council, public comment is invited, and the budget is ratified by Ordinance. Public input opportunities occur throughout the entire process. The legal level of budgetary control remains with each department.

- **Major Initiatives:**

In 2024 the City made strides towards a number of initiatives centered around community revitalization and development, infrastructure, economic development and sustainability. A few examples include:

- **Housing:** The City has, and continues, to prioritize housing in Cortez both in volume and affordability. Complemented by grant awards, the City has made a number of land purchases, including the old High School property on 7<sup>th</sup> street, and is working with a number of development partners in the region to kick off projects for affordable housing that will begin as early as 2026.
- **Land Use Code:** The City’s land use code underwent a significant update to modernize and simplify the code with an expectation of easing the process of future development projects while preserving community values.
- **Economic Development:** A number of initiatives supporting the business community were undertaken in 2024 supported by grant and local dollars to improve store fronts, expand resources supporting local business growth, and complete comprehensive community engagement to prioritize revitalization plans for core downtown areas.
- **Infrastructure:** Significant strides were made in Street maintenance, Refuse/Recycling service delivery, and improving resiliency of our aging Water treatment and distribution system. These efforts will continue in the coming years as part of the master strategy to modernize vital assets that are beyond, or nearing, their end-of-life service limit.

---

<sup>1</sup> ClearGov is digitally accessible to public viewing, enabling citizens to examine financial detail and prioritization, long-term planning, expense ratios, policies, and initiatives occurring within current and previous fiscal years.

Financially, the City is performing well. The assets of the City exceeded its liabilities and deferred inflows of resources at the close of the most recent fiscal year by \$70.9 million (net position) with liquidity ratios exceeding norms due to our debt reduction effort from the prior year.

Additional financial highlights may be found in the MD&A (Management Discussion and Analysis) within the Financial report.

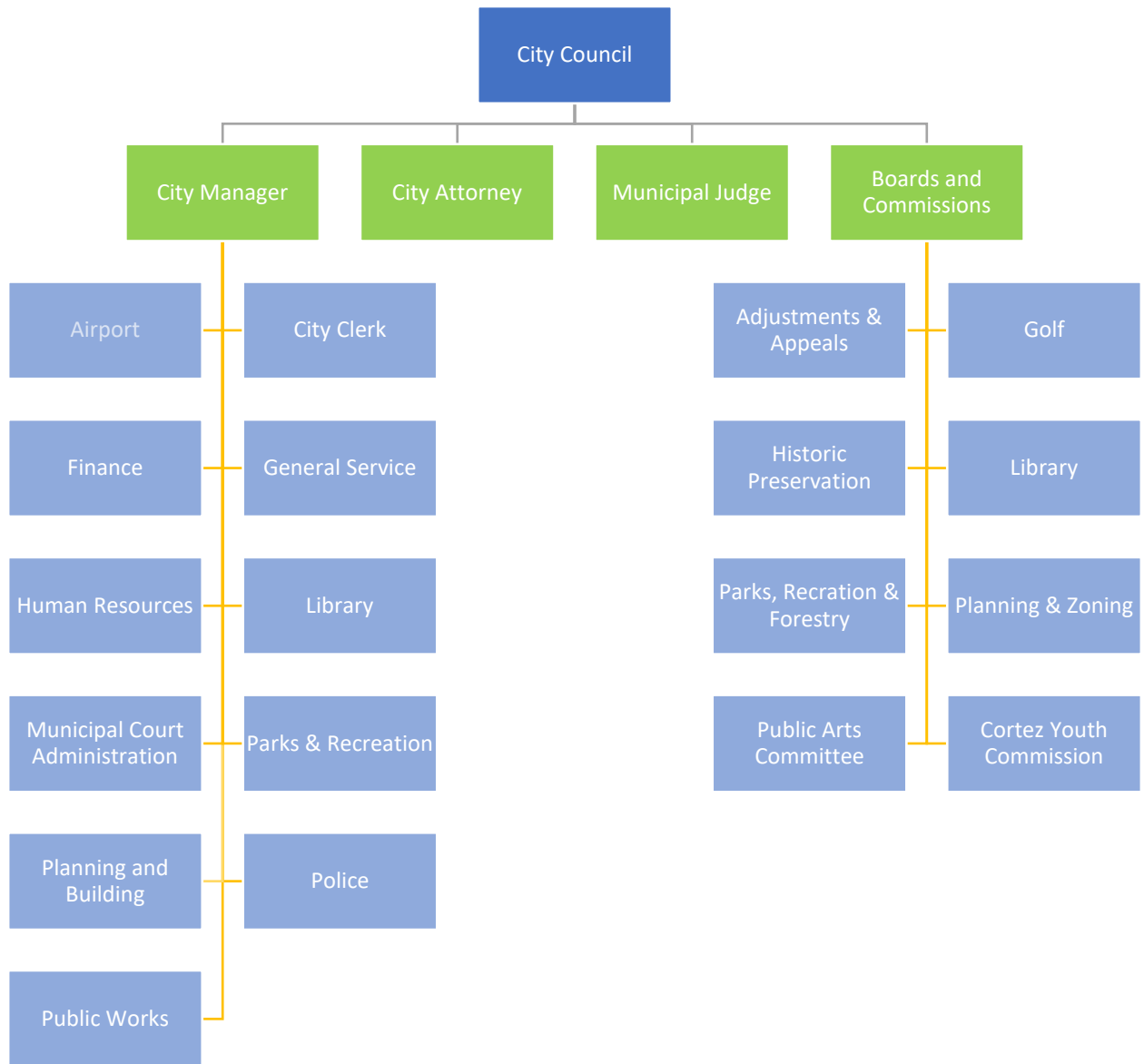
- **Acknowledgements:**

The preparation and completion of this report could not have been accomplished without the skill and dedication of Finance Department employees. I also express my appreciation to Andrew Wendt and Atlas CPA's & Advisors, PLLC—the firm that serves as the City's external auditors. Credit also goes to our City Council for their support and for maintaining the highest standards of professionalism in the management of the City's finances.

Respectfully,

A handwritten signature in black ink, appearing to read "R. Bailey". The signature is written in a cursive, flowing style.

Randy Bailey, Finance Director



**CITY OF CORTEZ, COLORADO  
LIST OF PRINCIPAL OFFICIALS  
DECEMBER 31, 2024**

**CITY COUNCIL**

Rachel Medina, Mayor  
Lydia DeHaven, Mayor Pro-tem  
Roberty Dobry  
Matthew Keefauver  
Dennis Spruell  
Bill Lewis  
April Randle

**City Staff**

Drew Sanders – City Manager  
Vernon Knuckles – Chief of Police  
Patrick Coleman – City Attorney  
Danielle Wells – City Clerk  
Randy Bailey – Director of Finance  
Creighton Wright – Director of Parks and  
Recreation  
Rachel Marchbanks – Director of Planning  
and Community Economic Development  
Casey Simpson – Interim Director of  
Public Works



## INDEPENDENT AUDITOR'S REPORT

Honorable Mayor and City Council  
City of Cortez  
Cortez, Colorado

### Report on the Audit of the Financial Statements

#### *Opinions*

We have audited the accompanying financial statements of the governmental activities, the business-type activities, each major fund, and the aggregate remaining fund information of the City of Cortez, Colorado (the "City") as of and for the year ended December 31, 2024 and the related notes to the financial statements, which collectively comprise the City's basic financial statements as listed in the table of contents.

In our opinion, the accompanying financial statements present fairly, in all material respects, the respective financial position of the governmental activities, the business-type activities, each major fund, and the aggregate remaining fund information of the City as of December 31, 2024, and the respective changes in financial position and, where applicable, cash flows thereof for the year then ended in accordance with accounting principles generally accepted in the United States of America.

#### *Basis for Opinions*

We conducted our audit in accordance with auditing standards generally accepted in the United States of America (GAAS) and the standards applicable to financial audits contained in Government Auditing Standards, issued by the Comptroller General of the United States. Our responsibilities under those standards are further described in the Auditor's Responsibilities for the Audit of the Financial Statements section of our report. We are required to be independent of the City and to meet our other ethical responsibilities, in accordance with the relevant ethical requirements relating to our audit. We believe that the audit evidence we have obtained is sufficient and appropriate to provide a basis for our audit opinions.

#### *Responsibilities of Management for the Financial Statements*

The City's management is responsible for the preparation and fair presentation of the financial statements in accordance with accounting principles generally accepted in the United States of America, and for the design, implementation, and maintenance of internal control relevant to the preparation and fair presentation of financial statements that are free from material misstatement, whether due to fraud or error.

In preparing the financial statements, management is required to evaluate whether there are conditions or events, considered in the aggregate, that raise substantial doubt about the City's ability to continue as a going concern for one year after the date that the financial statements are available to be issued.

### ***Auditor's Responsibilities for the Audit of the Financial Statements***

Our objectives are to obtain reasonable assurance about whether the financial statements as a whole are free from material misstatement, whether due to fraud or error, and to issue an auditor's report that includes our opinions. Reasonable assurance is a high level of assurance but is not absolute assurance and therefore is not a guarantee that an audit conducted in accordance with GAAS will always detect a material misstatement when it exists. The risk of not detecting a material misstatement resulting from fraud is higher than for one resulting from error, as fraud may involve collusion, forgery, intentional omissions, misrepresentations, or the override of internal control. Misstatements are considered material if there is a substantial likelihood that, individually or in the aggregate, they would influence the judgment made by a reasonable user based on the financial statements.

In performing an audit in accordance with GAAS, we:

- Exercise professional judgment and maintain professional skepticism throughout the audit.
- Identify and assess the risks of material misstatement of the financial statements, whether due to fraud or error, and design and perform audit procedures responsive to those risks. Such procedures include examining, on a test basis, evidence regarding the amounts and disclosures in the financial statements.
- Obtain an understanding of internal control relevant to the audit in order to design audit procedures that are appropriate in the circumstances, but not for the purpose of expressing an opinion on the effectiveness of the City's internal control. Accordingly, no such opinion is expressed.
- Evaluate the appropriateness of accounting policies used and the reasonableness of significant accounting estimates made by management, as well as evaluate the overall presentation of the financial statements.
- Conclude whether, in our judgment, there are conditions or events, considered in the aggregate, that raise substantial doubt about the City's ability to continue as a going concern for a reasonable period of time.

We are required to communicate with those charged with governance regarding, among other matters, the planned scope and timing of the audit, significant audit findings, and certain internal control-related matters that we identified during the audit.

### ***Required Supplementary Information***

Accounting principles generally accepted in the United States of America require that the required supplementary information as listed in the table of contents be presented to supplement the basic financial statements. Such information, although not a part of the basic financial statements, is required by the Governmental Accounting Standards Board who considers it to be an essential part of financial reporting for the basic financial statements in an appropriate operational, economic, or historical context.

We have applied certain limited procedures to the required supplementary information in accordance with auditing standards generally accepted in the United States of America, which consisted of inquiries of management about the methods of preparing the information and comparing the information for consistency with management's responses to our inquiries, the basic financial statements, and other knowledge we obtained during our audit of the basic financial statements. We do not express an opinion or provide any assurance on the information because the limited procedures do not provide us with sufficient evidence to express an opinion or provide any assurance.

### ***Supplementary Information***

Our audit was conducted for the purpose of forming opinions on the financial statements that collectively comprise the City's basic financial statements. The supplementary information as listed in the table of contents is presented for purposes of additional analysis and is not a required part of the basic financial statements. Such information is the responsibility of management and was derived from and relates directly to the underlying accounting and other records used to prepare basic financial statements. The information has been subjected to the auditing procedures applied in the audit of the basic financial statements and certain additional procedures, including comparing and reconciling such information directly to the underlying accounting and other records used to prepare the basic financial statements or to the basic financial statements themselves, and other additional procedures in accordance with auditing standards generally accepted in the United States of America. In our opinion, the supplementary information is fairly stated in all material respects, in relation to the basic financial statements as a whole.

### ***Other Information***

Our audit was conducted for the purpose of forming opinions on the financial statements that collectively comprise the City's basic financial statements. The Introductory Section and the Statistical Section are presented for purposes of additional analysis and are not a required part of the basic financial statements. Such information has not been subjected to the auditing procedures applied in the audit of the basic financial statements, and accordingly, we do not express an opinion or provide any assurance on it.

### ***Other Reporting Required by Government Auditing Standards***

In accordance with *Government Auditing Standards*, we have also issued our report dated August 13, 2025 on our consideration of the City's internal control over financial reporting and on our tests of its compliance with certain provisions of laws, regulations, contracts, and grant agreements and other matters. The purpose of that report is solely to describe the scope of our testing of internal control over financial reporting and compliance and the results of that testing, and not to provide an opinion on the effectiveness of internal control over financial reporting or on compliance. That report is an integral part of an audit performed in accordance with Government Auditing Standards in considering the City's internal control over financial reporting and compliance.

*ATLAS CPAs & Advisors PLLC*

Phoenix, Arizona  
August 13, 2025

**CITY OF CORTEZ, COLORADO**  
**MANAGEMENT'S DISCUSSION & ANALYSIS**  
**AS OF AND FOR THE YEAR ENDED DECEMBER 31, 2024**  
**(UNAUDITED)**

The discussion and analysis of the City of Cortez, Colorado's (the "City") financial performance provides an overall review of the City's financial activities for the year ended December 31, 2024. The management of the City encourages readers to consider the information presented herein in conjunction with the transmittal letter found in the introductory section and the basic financial statements to enhance their understanding of the City's financial performance. Certain comparative information between the current year and the prior year is required to be presented in the Management's Discussion and Analysis (the "MD&A").

**Financial Highlights**

- The assets of the City exceeded its liabilities and deferred inflows of resources at the close of the most recent fiscal year by \$70.9 million (net position).
- The City had \$23.9 million in expenses related to government activities.
- The overall change in net position for governmental activities is attributable to a transfer of just under \$700,000 to repay an interfund loan between the General and Hydro Plant funds. The remaining change is due to an increase in year over year depreciation.
- The overall change in net position for business-type activities is attributable to the repayment of an interfund loan between the General Fund and Hydro Plan Fund for just under \$700,000. The remaining amount of the increase in net position of \$1,928,411 is attributable to an increase in utility revenues.
- Overall, the General fund balance had decreased by \$472,178. The decrease in current year is attributable to the General fund repaying an interfund loan back to the Hydro Plant fund in the current year.
- Overall, the Street Improvement fund balance had decreased \$913,424. Of this decrease, around \$330,000 is due to costs associated with construction costs/repairs. Another \$309,000 is due to a transfer to the General fund.
- As of the close of the current fiscal year, the City's governmental funds reported combined ending fund balances of \$13.1 million.

**Overview of the Financial Statements**

- Government-wide financial statements,
- Fund financial statements, and
- Notes to basic financial statements

This report also contains other supplementary information in addition to the basic financial statements.

*Government-wide financial statements*

The government-wide financial statements are designed to provide readers with a broad overview of the City's finances, in a manner similar to a private-sector business, and are reported using the accrual basis of accounting and economic resources measurement focus.

The statement of net position presents information on all of the City's assets, deferred outflows of resources, liabilities, and deferred inflows of resources, with the difference between the two reported as net position. Over time, increases or decreases in net position may serve as a useful indicator of whether the financial position of the City is improving or deteriorating.

**CITY OF CORTEZ, COLORADO**  
**MANAGEMENT'S DISCUSSION & ANALYSIS**  
**AS OF AND FOR THE YEAR ENDED DECEMBER 31, 2024**  
**(UNAUDITED)**

The statement of activities presents information showing how the government's net position changed during the fiscal year being reported. All changes in net position are reported as soon as the underlying event giving rise to the change occurs, regardless of the timing of related cash flows. Thus, revenues and expenses are reported in this statement for some items that will only result in cash flows in future fiscal periods.

The government-wide financial statements can be divided into two types of activities: governmental and business-type. Governmental activities present the functions of the City that are principally supported by taxes and intergovernmental revenues. Business-type activities present the function that are intended to recover all or a significant portion of their costs through user fees and charges. The City's governmental activities include functions like general government, public safety, public works, library, and recreation. The City's business-type activities include airport, recreation, water, solid waste collection, police dispatch, hydro plant, city community network.

*Fund financial statements*

A fund is a grouping of related accounts that is used to maintain control over resources that have been segregated for specific activities or objectives. The City uses fund accounting to ensure and demonstrate compliance with finance-related legal requirements. All of the funds of the City can be divided into two categories: governmental funds and proprietary funds.

Governmental Funds

Governmental funds are used to account for essentially the same functions reported as governmental activities in the government-wide financial statements and are reported using the modified accrual basis of accounting and current financial resources measurement focus. The governmental fund statements provide a detailed short-term view of the City's general government operations and the basic services it provides. However, unlike the government-wide financial statements, governmental fund financial statements focus on near-term inflows and outflows of spendable resources; as well as, on balances of spendable resources available at the end of the fiscal year. Such information may be useful in evaluating a City's near-term financing requirements.

Because the focus of governmental funds is narrower than that of the government-wide financial statements, it is useful to compare the information presented for governmental funds with similar information presented for governmental activities in the government-wide financial statements. By doing so, readers may better understand the long-term impact of the government's near-term financing decisions. Both the governmental fund balance sheet and the governmental fund statement of revenues, expenditures and changes in fund balances provide a reconciliation to facilitate this comparison between governmental funds and governmental activities.

The City maintains 2 major individual governmental funds. Information is presented separately in the governmental fund balance sheet and in the governmental fund statement of revenues, expenditures and changes in fund balances for the General Fund and the Street improvement fund both of which are considered to be major funds.

The City also maintains 4 non-major Special Revenue Funds. Information is presented separately in the governmental fund balance sheet and in the governmental fund statement of revenues, expenditures and changes in fund balances for Lodger's Tax Fund, Conservation Trust Fund, Equipment Fund, Emergency Reserve TABOR Fund, and Grant Fund.

**CITY OF CORTEZ, COLORADO  
MANAGEMENT'S DISCUSSION & ANALYSIS  
AS OF AND FOR THE YEAR ENDED DECEMBER 31, 2024  
(UNAUDITED)**

Data from the remaining governmental funds are combined into a single, aggregated presentation. Individual fund data for each of these non-major governmental funds is provided in the form of combining schedules elsewhere in this report. The City adopts an annual budget for each of the major funds listed above. A budgetary comparison statement has been provided for each major fund to demonstrate compliance with this budget.

Proprietary funds

The City maintains two different types of proprietary funds: enterprise and internal service. Enterprise funds are used to report the same functions presented as business-type activities in the government-wide financial statements. The City utilizes enterprise funds to account for its airport, recreation center, water and solid waste utility services. The City also uses non-major Enterprise Funds to account for the hydro plant, community network and police dispatch services.

*Notes to basic financial statements*

The notes to the financial statements provide additional information that is essential to a full understanding of the data provided in the government-wide and fund financial statements.

*Other information*

In addition to the basic financial statements and accompanying notes, this report also presents certain required supplementary information concerning the City's budget to actual comparisons of the funds. Supplementary schedules include combining and individual fund schedules of all non-major funds.

**CITY OF CORTEZ, COLORADO**  
**MANAGEMENT'S DISCUSSION & ANALYSIS**  
**AS OF AND FOR THE YEAR ENDED DECEMBER 31, 2024**  
**(UNAUDITED)**

Government-Wide Financial Analysis

**Table 1**  
**Condensed Statement of Net Position**  
*(in millions of dollars)*

	Governmental Activities			Business-Type Activities			Total		
	2024	2023	Change	2024	2023	Change	2024	2023	Change
<b>Assets</b>									
Current and other assets	\$ 18.4	\$ 18.2	1.1%	\$ 21.4	\$ 18.0	18.9%	\$ 39.8	\$ 36.2	9.9%
Capital assets and SBITAs, net	18.3	18.3	0.0%	26.0	25.3	2.8%	44.3	43.6	1.6%
<b>Total assets</b>	<b>36.7</b>	<b>36.5</b>	<b>0.5%</b>	<b>47.4</b>	<b>43.3</b>	<b>9.5%</b>	<b>84.1</b>	<b>79.8</b>	<b>5.4%</b>
Deferred outflows of resources	0.0	0.0	0.0%	0.0	0.0	0.0%	0.0	0.0	0.0%
<b>Liabilities</b>									
Long-term liabilities	1.4	1.0	40.0%	1.1	1.2	-8.3%	2.5	2.2	13.6%
Other liabilities	7.6	5.9	28.8%	2.6	0.4	550.0%	10.2	6.3	61.9%
<b>Total liabilities</b>	<b>9.0</b>	<b>6.9</b>	<b>30.4%</b>	<b>3.7</b>	<b>1.6</b>	<b>131.3%</b>	<b>12.7</b>	<b>8.5</b>	<b>49.4%</b>
Deferred inflows of resources	0.1	0.1	0.0%	0.4	0.3	100.0%	0.5	0.4	25.0%
<b>Net position</b>									
Net investment in capital assets	17.5	17.8	-1.7%	25.1	24.3	3.3%	42.6	42.1	1.2%
Restricted	0.4	0.4	0.0%	0.0	0.0	0.0%	0.4	0.4	0.0%
Unrestricted	9.7	11.3	-14.2%	18.2	17.1	6.4%	27.9	28.4	-1.8%
<b>Total net position</b>	<b>\$ 27.6</b>	<b>\$ 29.5</b>	<b>-6.4%</b>	<b>\$ 43.3</b>	<b>\$ 41.4</b>	<b>4.6%</b>	<b>\$ 70.9</b>	<b>\$ 70.9</b>	<b>0.0%</b>

*Normal Impacts*

There are six basic (normal) transactions that will affect the comparability of the Statement of Net Position summary presentation.

Net results of activities – which will impact (increase/decrease) current assets and unrestricted net position.

Borrowing for capital – which will increase current assets and long-term debt.

Spending borrowed proceeds on new capital – which will (a) reduce current assets and increase capital assets; and, (b) increase capital assets and long-term debt, which will not change the net investment in capital assets.

Spending of non-borrowed current assets on new capital – which will (a) reduce current assets and increase capital assets; and, (b) will reduce unrestricted net position and increase net investment in capital assets.

Principal payment on debt – which will: (a) reduce current assets and reduce long-term debt; and, (b) reduce unrestricted net position and increase net investment in capital assets.

Reduction of capital assets through depreciation – which will reduce capital assets and net investment in capital assets.

**CITY OF CORTEZ, COLORADO**  
**MANAGEMENT'S DISCUSSION & ANALYSIS**  
**AS OF AND FOR THE YEAR ENDED DECEMBER 31, 2024**  
**(UNAUDITED)**

*Current Year Impacts*

As noted earlier, net position may serve over time as a useful indicator of a government's financial position. The City's total assets equal \$70.9 million. The City's total liabilities and deferred inflows of resources equal \$13.2 million.

By far the largest portion of the City's net position is its investment in capital assets. This consists of land, buildings, machinery, equipment and infrastructure less depreciation and any related outstanding debt used to acquire these assets. The City uses these capital assets to provide services to the residents; consequently, these assets are not available for future spending. Although the City's investment in its capital assets is reported net of related debt, it should be noted the resources needed to repay this debt must be provided from other sources, since the capital assets themselves cannot be used to liquidate these liabilities.

A very small portion of the City's net position (less than 0.5%) represents resources that are subject to external restrictions on how they may be used. All net position categories show positive balances at year end.

**Table 2**  
**Condensed Statement of Activities**  
*(in millions of dollars)*

	Governmental Activities			Business-Type Activities			Total		
	2024	2023	Change	2024	2023	Change	2024	2023	Change
<b>Revenues</b>									
<i>Program Revenues</i>									
Charges for services	\$ 4.1	\$ 3.8	7.9%	\$ 7.6	\$ 7.3	4.1%	\$ 11.7	\$ 11.1	5.4%
Operating grants and contributions	0.7	0.3	133.3%	0.0	0.0	0.0%	0.7	0.3	133.3%
Capital grants and contributions	0.0	0.0	0.0%	0.5	0.3	66.7%	0.5	0.3	66.7%
<i>General Revenues</i>									
Property and sales taxes	13.2	13.7	-3.6%	2.0	2.0	0.0%	15.2	15.7	-3.2%
Intergovernmental	3.0	2.6	15.4%	0.0	0.0	0.0%	3.0	2.6	15.4%
Interfund charges	0.9	1.6	-43.8%	0.3	4.1	-92.7%	1.2	5.7	-78.9%
Investment income	0.6	0.2	200.0%	0.4	0.0	100.0%	1.0	0.2	400.0%
Miscellaneous revenue	0.2	0.3	-33.3%	0.1	2.0	-95.0%	0.3	2.3	-87.0%
<b>Total revenues</b>	<b>22.7</b>	<b>22.5</b>	<b>0.9%</b>	<b>10.9</b>	<b>15.7</b>	<b>-30.6%</b>	<b>33.6</b>	<b>38.2</b>	<b>-12.0%</b>
<b>Expenses</b>									
General government	4.0	7.6	-47.4%	0.0	0.0	0.0%	4.0	7.6	-47.4%
General services	6.7	6.0	11.7%	0.0	0.0	0.0%	6.7	6.0	11.7%
Public safety	5.2	4.7	10.6%	0.0	0.0	0.0%	5.2	4.7	10.6%
Public works	4.2	3.7	13.5%	0.0	0.0	0.0%	4.2	3.7	13.5%
Parks and recreation	3.2	2.8	14.3%	0.0	0.0	0.0%	3.2	2.8	14.3%
Capital projects	0.0	0.0	0.0%	0.0	0.0	0.0%	0.0	0.0	0.0%
Internal charges	0.6	0.7	-14.3%	0.0	0.0	0.0%	0.6	0.7	-14.3%
Airport	0.0	0.0	0.0%	1.6	1.0	60.0%	1.6	1.0	60.0%
Recreation	0.0	0.0	0.0%	1.9	1.6	18.8%	1.9	1.6	18.8%
Water	0.0	0.0	0.0%	3.2	3.7	-13.5%	3.2	3.7	-13.5%
Solid waste collection	0.0	0.0	0.0%	1.8	1.6	12.5%	1.8	1.6	12.5%
Police dispatch	0.0	0.0	0.0%	1.0	0.9	11.1%	1.0	0.9	11.1%
Hydro plant	0.0	0.0	0.0%	0.1	0.1	0.0%	0.1	0.1	0.0%
City community network	0.0	0.0	0.0%	0.1	0.9	-88.9%	0.1	0.9	-88.9%
<b>Total expenses</b>	<b>23.9</b>	<b>25.5</b>	<b>-6.3%</b>	<b>9.7</b>	<b>9.8</b>	<b>-1.0%</b>	<b>33.6</b>	<b>35.3</b>	<b>-4.8%</b>
Transfers - net	-0.7	0.0	-100.0%	0.7	0.0	100.0%	0.0	0.0	0.0%
Special item - bad debt allowance	0.0	0.0	0.0%	0.0	0.0	0.0%	0.0	0.0	0.0%
<b>Change in net position</b>	<b>-1.9</b>	<b>-3.0</b>	<b>-36.7%</b>	<b>1.9</b>	<b>5.9</b>	<b>67.8%</b>	<b>0.0</b>	<b>2.9</b>	<b>100.0%</b>
Net position, beginning	29.5	32.5	-9.2%	41.4	35.5	16.6%	70.9	68.0	4.3%
<b>Net position, ending</b>	<b>\$ 27.6</b>	<b>\$ 29.5</b>	<b>-6.4%</b>	<b>\$ 43.3</b>	<b>\$ 41.4</b>	<b>4.6%</b>	<b>\$ 70.9</b>	<b>\$ 70.9</b>	<b>0.0%</b>

**CITY OF CORTEZ, COLORADO**  
**MANAGEMENT'S DISCUSSION & ANALYSIS**  
**AS OF AND FOR THE YEAR ENDED DECEMBER 31, 2024**  
**(UNAUDITED)**

Table 2 highlights the City's revenues and expenses for the fiscal years ended December 31, 2024 and 2023. These two main components are subtracted to yield the change in net position. This table utilizes the full accrual method.

*Normal Impacts*

There are eight basic (normal) impacts that will affect the comparability of the revenues and expenses on the Statement of Activities summary presentation.

**Revenues**

Economic condition – which can reflect a declining, stable or growing economic environment, and has substantial impact on state sales, replacement and hotel/motel tax revenue; as well as, public spending habits for building permits, elective user fees, and volumes of consumption.

Increase/decrease in City approved rates – while certain tax rates are set by statute, the City has significant authority to impose and periodically increase/decrease rates (water, home rule sales tax, etc.).

Changing patterns in intergovernmental and grant revenue (both recurring and non-recurring) – certain recurring revenues (state shared revenues, etc.) may experience significant changes periodically while non-recurring grants are less predictable and often distorting in their impact on year to year comparisons. The City strives to align grant opportunities with existing strategic plans and priorities to complement and enhance return on investment for those initiatives.

Market impacts on investment income – the City's investments may be affected by market conditions causing investment income to increase/decrease. In 2024, the City realized increases in returns by placing short-term cash surpluses in higher yielding accounts until needed for operations and capital projects.

**Expenses**

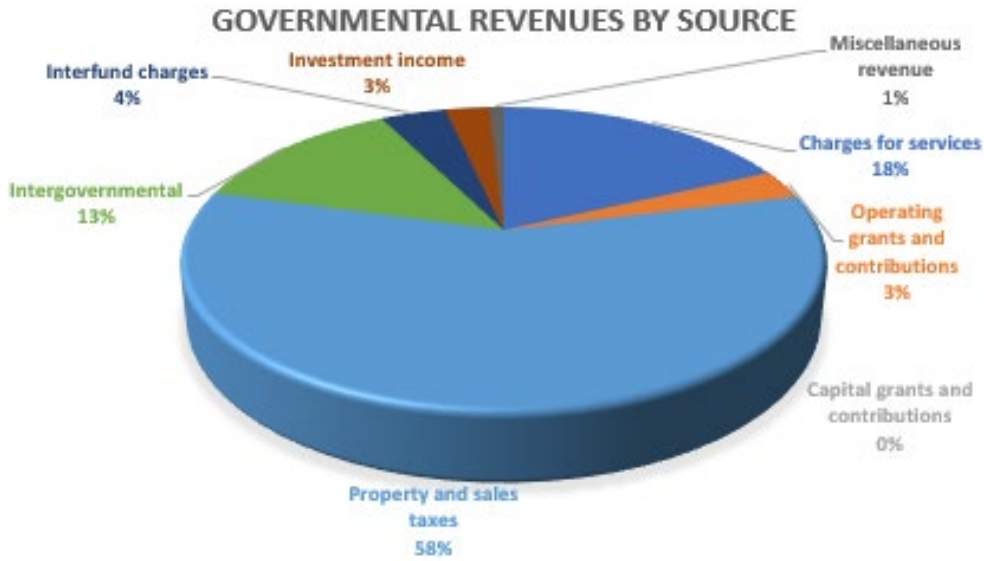
Introduction of new programs – within the functional expense categories (general government, public safety, public works, and community development), individual programs may be added or deleted to meet changing community needs. In 2024, the City focused on service delivery, economic resiliency, and infrastructure improvements. These themes continue forward as components of Council priorities for 2025.

Change in authorized personnel – changes in service demand may cause the City to increase/decrease authorized staffing. Staffing costs (salary and related benefits) represent the largest operating cost of the City.

Salary increases (annual adjustments and merit) – the ability to attract and retain human and intellectual resources requires the City to strive to approach a competitive salary range position in the marketplace.

Inflation – while overall inflation appears to be reasonably modest, the City is a major consumer of certain commodities such as supplies, fuel, and parts. Some functions may experience unusual commodity specific increases.

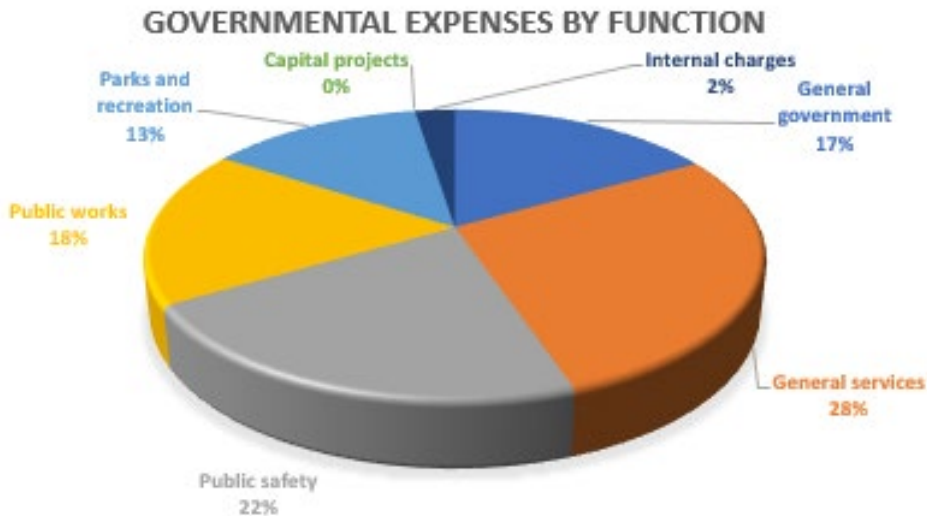
**CITY OF CORTEZ, COLORADO  
MANAGEMENT'S DISCUSSION & ANALYSIS  
AS OF AND FOR THE YEAR ENDED DECEMBER 31, 2024  
(UNAUDITED)**



*Revenues*

The City benefits from a diversified revenue base including property taxes, sales taxes, and franchise taxes. The largest category of revenue for the City is property and sales taxes.

Total governmental activities' revenue for the current year was \$22,648,403.



**CITY OF CORTEZ, COLORADO**  
**MANAGEMENT'S DISCUSSION & ANALYSIS**  
**AS OF AND FOR THE YEAR ENDED DECEMBER 31, 2024**  
**(UNAUDITED)**

*Expenses*

Total government activities' expenditures for the current year was \$23,868,141.

**Capital Assets and Debt Administration**

*Capital Assets*

By the end of 2024, the City had compiled a total investment of \$89.7 million (\$44.3 million net of accumulated depreciation) in a broad range of capital assets including land, water rights, buildings and improvements, infrastructure, and machinery and equipment. Total depreciation expense for the year was \$2.6 million. More detailed information about capital assets can be found in Note 4 of the basic financial statements.

**Table 3**  
**Capital Assets (net of depreciation)**  
**(in millions of dollars)**

	<i>Governmental Activities</i>			<i>Business-Type Activities</i>			<i>Total</i>		
	<i>2024</i>	<i>2023</i>	<i>Change</i>	<i>2024</i>	<i>2023</i>	<i>Change</i>	<i>2024</i>	<i>2023</i>	<i>Change</i>
Land	\$ 1.7	\$ 1.7	0.0%	\$ 0.7	\$ 0.7	0.0%	\$ 2.4	\$ 2.4	0.0%
Water rights	0.0	0.0	0.0%	4.2	4.2	0.0%	4.2	4.2	0.0%
Buildings	8.4	8.7	-3.4%	6.0	6.4	-6.3%	14.4	15.1	-4.6%
Machinery and equipment	2.6	1.7	52.9%	1.7	1.7	0.0%	4.3	3.4	26.5%
Other improvements	0.6	0.6	0.0%	0.2	0.3	-33.3%	0.8	0.9	-11.1%
Land improvements	0	0.1	-100.0%	0.0	0.0	0.0%	0.0	0.1	-100.0%
Infrastructure	4.9	5.3	-7.5%	13.2	12.0	10.0%	18.1	17.3	4.6%
Lease asset - equipment	0.0	0.0	0.0%	0.0	0.0	0.0%	0.0	0.0	0.0%
SBITA asset	0.1	0.2	100.0%	0.0	0.0	0.0%	0.1	0.2	100.0%
Internal service equipment	0.0	0.0	0.0%	0.0	0.0	0.0%	0.0	0.0	0.0%
<b>Total</b>	<b>\$ 18.3</b>	<b>\$ 18.3</b>	<b>0.0%</b>	<b>\$ 26.0</b>	<b>\$ 25.3</b>	<b>2.8%</b>	<b>\$ 44.3</b>	<b>\$ 43.6</b>	<b>1.6%</b>

*Debt Administration*

The table below summarizes the City's bonded and similar indebtedness. As of December 31, 2024, the City had a total of \$2.5 million of long-term debt outstanding. Of this amount, \$1.7 million was in the form of refuse and police vehicle finance leases and subscription liabilities. More detailed information about debt administration can be found in Note 6 of the basic financial statements.

**CITY OF CORTEZ, COLORADO**  
**MANAGEMENT'S DISCUSSION & ANALYSIS**  
**AS OF AND FOR THE YEAR ENDED DECEMBER 31, 2024**  
**(UNAUDITED)**

**Table 4**  
**Long-Term Debt**  
*(in millions of dollars)*

	<i>Governmental Activities</i>			<i>Business-Type Activities</i>			<i>Total</i>		
	<i>2024</i>	<i>2023</i>	<i>Change</i>	<i>2024</i>	<i>2023</i>	<i>Change</i>	<i>2024</i>	<i>2023</i>	<i>Change</i>
Lease payable	\$0.0	\$0.0	0.0%	\$0.0	\$0.0	0.0%	\$0.0	\$0.0	0.0%
Finance lease payable	0.7	0.2	250.0%	0.9	1.0	-10.0%	1.6	1.2	33.3%
SBITA liability	0.1	0.2	-50.0%	0.0	0.0	0.0%	0.1	0.2	-50.0%
Compensated Absences	0.6	0.6	0.0%	0.2	0.2	0.0%	0.8	0.8	0.0%
<b>Total</b>	<b>\$1.4</b>	<b>\$1.0</b>	<b>40.0%</b>	<b>\$1.1</b>	<b>\$1.2</b>	<b>-8.3%</b>	<b>\$2.5</b>	<b>\$2.2</b>	<b>13.6%</b>

Requests for Information

This financial report is designed to provide the City's citizens, taxpayers, and creditors with a general overview of the City's finances and to demonstrate the City's accountability for the money it receives. If you have questions about this report or need additional financial information, contact:

Randy Bailey, Finance Director  
City of Cortez  
123 Roger Smith Avenue  
Cortez, CO, 81321  
rbailey@cortezco.gov

**CITY OF CORTEZ, COLORADO**  
**STATEMENT OF NET POSITION**  
**December 31, 2024**

	<b>Primary Government</b>		
	<b>Governmental Activities</b>	<b>Business - Type Activities</b>	<b>Total</b>
<b>ASSETS</b>			
Cash and cash equivalents	\$ 5,142,664	\$ 14,854,254	\$ 19,996,918
Investments, at fair value	7,102,998	9,565,598	16,668,596
Accounts receivable	1,474,319	865,819	2,340,138
Lease receivable	-	353,116	353,116
Intergovernmental receivable	78,217	-	78,217
Interfund balances	4,407,268	(4,407,268)	-
Prepaid items	46,277	623	46,900
Inventories	163,858	225,488	389,346
Capital assets, non-depreciable	1,669,805	4,921,300	6,591,105
Capital assets, depreciable	16,531,522	21,067,644	37,599,166
Subscription-based IT arrangements asset, net	112,789	-	112,789
<b>TOTAL ASSETS</b>	<b>\$ 36,729,717</b>	<b>\$ 47,446,574</b>	<b>\$ 84,176,291</b>
<b>LIABILITIES, DEFERRED INFLOWS OF RESOURCES, AND NET POSITION</b>			
Accounts payable	\$ 7,387,660	\$ 2,360,639	\$ 9,748,299
Accrued liabilities	197,270	63,303	260,573
Accrued interest payable	7,354	-	7,354
Unearned revenue	113	221,505	221,618
Deposits	54,148	37,264	91,412
Noncurrent liabilities			
Due within one year	419,539	224,112	643,651
Due in more than one year	948,698	844,832	1,793,530
<b>TOTAL LIABILITIES</b>	<b>\$ 9,014,782</b>	<b>\$ 3,751,655</b>	<b>\$ 12,766,437</b>
<b>DEFERRED INFLOWS OF RESOURCES</b>			
Deferred inflows related to property taxes	\$ 99,742	\$ -	\$ 99,742
Deferred inflows related to leases	-	353,116	353,116
<b>TOTAL DEFERRED OUTFLOWS OF RESOURCES</b>	<b>\$ 99,742</b>	<b>\$ 353,116</b>	<b>\$ 452,858</b>
<b>NET POSITION</b>			
Net investment in capital assets	\$ 17,506,720	\$ 25,112,685	\$ 42,619,405
Restricted for special revenues	366,789	-	366,789
Unrestricted	9,741,684	18,229,118	27,970,802
<b>TOTAL NET POSITION</b>	<b>\$ 27,615,193</b>	<b>\$ 43,341,803</b>	<b>\$ 70,956,996</b>

The accompanying notes are an integral part of the basic financial statements.

**CITY OF CORTEZ, COLORADO**  
**STATEMENT OF ACTIVITIES**  
**For the Year Ended December 31, 2024**

FUNCTIONS/PROGRAMS	PROGRAM REVENUES			NET (EXPENSE) REVENUE AND CHANGES IN NET POSITION		
	Expenses	Charges for Services	Operating Grants and Contributions	Capital Grants and Contributions	PRIMARY GOVERNMENT	
					Governmental Activities	Business-type Activities
<b>Governmental Activities</b>						
General government	\$ 4,003,046	\$ -	\$ 249,162	\$ -	\$ (3,753,884)	\$ (3,753,884)
General services	6,700,577	2,957,132	-	-	(3,743,445)	(3,743,445)
Public safety	5,150,797	67,479	269,016	-	(4,814,302)	(4,814,302)
Public works	4,192,546	237,708	-	-	(3,954,838)	(3,954,838)
Parks and recreation	3,171,132	822,963	185,941	-	(2,162,228)	(2,162,228)
Internal charges	650,043	-	-	-	(650,043)	(650,043)
<b>TOTAL GOVERNMENTAL ACTIVITIES</b>	<b>23,868,141</b>	<b>4,085,282</b>	<b>704,119</b>	<b>-</b>	<b>(19,078,740)</b>	<b>(19,078,740)</b>
<b>Business - Type Activities</b>						
Airport	1,607,270	190,583	32,115	556,792	-	(827,780)
Recreation	1,893,912	445,013	-	-	-	(1,448,899)
Water	3,181,413	4,354,125	15,475	-	-	1,188,187
Solid waste collection	1,776,937	1,983,948	-	-	-	207,011
Police dispatch	1,075,211	490,080	-	-	-	(585,131)
Hydro plant	118,751	-	-	-	-	(118,751)
City community network	84,107	151,012	-	-	-	66,905
<b>TOTAL BUSINESS-TYPE ACTIVITIES</b>	<b>9,737,601</b>	<b>7,614,761</b>	<b>47,590</b>	<b>556,792</b>	<b>-</b>	<b>(1,518,458)</b>
<b>TOTAL PRIMARY GOVERNMENT</b>	<b>\$ 33,605,742</b>	<b>\$ 11,700,043</b>	<b>\$ 751,709</b>	<b>\$ 556,792</b>	<b>\$ (19,078,740)</b>	<b>\$ (1,518,458)</b>
<b>GENERAL REVENUES</b>						
Property and sales taxes				\$ 13,217,119	\$ 1,956,394	\$ 15,173,513
Franchise taxes				715,883	-	715,883
Other intergovernmental				2,284,998	-	2,284,998
Interfund charges				859,048	334,768	1,193,816
Investment income				561,194	382,554	943,748
Miscellaneous revenue				220,760	79,007	299,767
<b>TOTAL GENERAL REVENUES</b>				<b>17,859,002</b>	<b>2,752,723</b>	<b>20,611,725</b>
Transfers				(694,146)	694,146	-
<b>CHANGE IN NET POSITION</b>				<b>(1,913,884)</b>	<b>1,928,411</b>	<b>14,527</b>
<b>NET POSITION - Beginning of Year</b>				<b>29,529,077</b>	<b>41,413,392</b>	<b>70,942,469</b>
<b>NET POSITION - End of Year</b>				<b>\$ 27,615,193</b>	<b>\$ 43,341,803</b>	<b>\$ 70,956,996</b>

The accompanying notes are an integral part of the basic financial statements.

**CITY OF CORTEZ, COLORADO**  
**BALANCE SHEET - GOVERNMENTAL FUNDS**  
**December 31, 2024**

	General Fund	Street Improvement Fund	Nonmajor Governmental Funds	Total Governmental Funds
<b>ASSETS</b>				
Cash and cash equivalents	\$ -	\$ -	\$ 1,658,874	\$ 1,658,874
Investments, at fair value	3,499,761	1,546,071	2,057,166	7,102,998
Inventories	51,775	-	-	51,775
Prepaid items	-	-	46,277	46,277
Accounts receivable	1,258,404	159,310	56,605	1,474,319
Interfund receivable	4,407,268	-	-	4,407,268
Intergovernmental receivable	47,249	-	30,968	78,217
<b>TOTAL ASSETS</b>	<b><u>\$ 9,264,457</u></b>	<b><u>\$ 1,705,381</u></b>	<b><u>\$ 3,849,890</u></b>	<b><u>\$ 14,819,728</u></b>
<b>LIABILITIES</b>				
Accounts payable	\$ 391,221	\$ 964,544	\$ 9,444	\$ 1,365,209
Accrued liabilities	166,646	15,622	1,679	183,947
Unearned revenue	87	13	-	100
Deposits	54,148	-	-	54,148
<b>TOTAL LIABILITIES</b>	<b><u>612,102</u></b>	<b><u>980,179</u></b>	<b><u>11,123</u></b>	<b><u>1,603,404</u></b>
<b>DEFERRED INFLOWS OF RESOURCES</b>				
Deferred property taxes	-	99,742	-	99,742
<b>FUND BALANCE</b>				
Nonspendable	51,775	-	46,277	98,052
Restricted	-	-	366,789	366,789
Committed	-	625,460	-	625,460
Unassigned	8,600,580	-	3,425,701	12,026,281
<b>TOTAL FUND BALANCE</b>	<b><u>8,652,355</u></b>	<b><u>625,460</u></b>	<b><u>3,838,767</u></b>	<b><u>13,116,582</u></b>
<b>TOTAL LIABILITIES, DEFERRED INFLOWS AND FUND BALANCES</b>	<b><u>\$ 9,264,457</u></b>	<b><u>\$ 1,705,381</u></b>	<b><u>\$ 3,849,890</u></b>	<b><u>\$ 14,819,728</u></b>

The accompanying notes are an integral part of the basic financial statements.

**CITY OF CORTEZ, COLORADO**  
**RECONCILIATION OF THE STATEMENT OF THE BALANCE SHEET OF GOVERNMENTAL FUNDS**  
**TO THE STATEMENT OF NET POSITION**  
**December 31, 2024**

Total Fund Balances - Governmental Funds	\$	13,116,582
Amounts reported for governmental activities in the statement of net position are different because:		
Capital assets used in governmental activities are not financial resources and therefore are not reported in the funds.		18,191,072
Internal service funds are not reported in the statement of net position as governmental activities.		(2,465,311)
Some liabilities, including long-term debt, are not due and payable in the current period and therefore, are not reported in the funds:		
Lease payable		(38,237)
Finance lease payable		(656,460)
Compensated absences		(532,453)
		(1,227,150)
<b>NET POSITION OF GOVERNMENTAL ACTIVITIES</b>	<b>\$</b>	<b>27,615,193</b>

The accompanying notes are an integral part of the basic financial statements.

**CITY OF CORTEZ, COLORADO**  
**STATEMENT OF REVENUES, EXPENDITURES AND CHANGES IN FUND BALANCE**  
**GOVERNMENTAL FUNDS**  
**For the Year Ended December 31, 2024**

	General Fund	Street Improvement Fund	Nonmajor Governmental Funds	Total Governmental Funds
<b>REVENUES</b>				
Property and sales taxes	\$ 10,700,176	\$ 1,807,253	\$ 709,690	\$ 13,217,119
Franchise taxes	715,883	-	-	715,883
Licenses, permits and fees	237,708	-	-	237,708
Intergovernmental	1,301,666	-	1,168,132	2,469,798
Charges for services	809,090	-	-	809,090
Fines and forfeitures	67,479	-	-	67,479
Donations	13,873	-	-	13,873
Investment income	413,071	65,998	82,125	561,194
Grant revenue	518,178	-	-	518,178
Interfund charges	392,417	-	-	392,417
Miscellaneous	172,603	16,460	31,697	220,760
<b>TOTAL REVENUES</b>	<b>15,342,144</b>	<b>1,889,711</b>	<b>1,991,644</b>	<b>19,223,499</b>
<b>EXPENDITURES</b>				
General government	3,193,854	-	605,968	3,799,822
General services	2,146,630	-	8,910	2,155,540
Public safety	4,784,675	-	-	4,784,675
Public works	1,463,692	2,494,372	-	3,958,064
Parks and recreation	2,887,674	-	63,798	2,951,472
Capital projects	619,215	-	677,482	1,296,697
Internal charges	650,043	-	-	650,043
Debt service				
Principal	92,256	-	135,625	227,881
Interest	-	-	8,407	8,407
<b>TOTAL EXPENDITURES</b>	<b>15,838,039</b>	<b>2,494,372</b>	<b>1,500,190</b>	<b>19,832,601</b>
<b>EXCESS (DEFICIENCY) OF REVENUES (UNDER) EXPENDITURES</b>	<b>(495,895)</b>	<b>(604,661)</b>	<b>491,454</b>	<b>(609,102)</b>
<b>OTHER FINANCING SOURCES (USES)</b>				
Transfers in	308,763	-	-	308,763
Transfers out	(694,146)	(308,763)	-	(1,002,909)
Issuance of debt	409,100	-	222,503	631,603
<b>TOTAL OTHER FINANCING SOURCES (USES)</b>	<b>23,717</b>	<b>(308,763)</b>	<b>222,503</b>	<b>(62,543)</b>
<b>NET CHANGE IN FUND BALANCE</b>	<b>(472,178)</b>	<b>(913,424)</b>	<b>713,957</b>	<b>(671,645)</b>
<b>FUND BALANCE, Beginning</b>	<b>9,124,533</b>	<b>1,538,884</b>	<b>3,124,810</b>	<b>13,788,227</b>
<b>FUND BALANCE, Ending</b>	<b>\$ 8,652,355</b>	<b>\$ 625,460</b>	<b>\$ 3,838,767</b>	<b>\$ 13,116,582</b>

The accompanying notes are an integral part of the basic financial statements.

**CITY OF CORTEZ, COLORADO**  
**RECONCILIATION OF THE STATEMENT OF REVENUES, EXPENDITURES AND**  
**CHANGES IN FUND BALANCE GOVERNMENTAL FUNDS**  
**For the Year Ended December 31, 2024**

Net change in fund balances - total governmental funds	\$	(671,645)
<p>Amounts reported for governmental activities in the statement of activities are different because:</p>		
<p>Governmental funds report capital outlays as expenditures. However, in the statement of net position the cost of these assets is capitalized and they are depreciated over their estimated useful lives and reported as depreciation expense in the statement of activities.</p>		
Capital outlay is reported as an expenditure in the fund financial statement but is capitalized in the government-wide financial statements		1,296,697
Depreciation and amortization is reported in the government-wide financial statements		(1,159,822)
Net book value of assets retired and adjustments		(29,330)
<p>Some expenses in the statement of activities do not require the use of current financial resources and, therefore, are not reported as expenditures in the governmental funds.</p>		
Compensated absences		1,364
Lease payable		7,055
Finance lease payable		(410,777)
The change in net position of the internal service fund reported with governmental activities		(947,426)
<b>CHANGE IN NET POSITION OF GOVERNMENTAL ACTIVITIES</b>	<b>\$</b>	<b>(1,913,884)</b>

The accompanying notes are an integral part of the basic financial statements.

**CITY OF CORTEZ, COLORADO**  
**STATEMENT OF NET POSITION**  
**PROPRIETARY FUNDS**  
**December 31, 2024**

	Business-Type Activities					Governmental Activities	
	Airport Fund	Recreation Center Fund	Water Fund	Solid Waste Collection Fund	Nonmajor Business-Type Funds	Total	Internal Service Funds
<b>ASSETS</b>							
<b>CURRENT ASSETS</b>							
Cash and cash equivalents	\$ -	\$ 2,828,055	\$ 9,272,443	\$ 841,710	\$ 1,910,105	\$ 14,852,313	\$ 3,483,790
Petty cash	-	1,341	600	-	-	1,941	-
Investments, at fair value	-	4,745,371	3,390,971	1,429,256	-	9,565,598	-
Prepays	623	-	-	-	-	623	-
Inventories	-	1,614	223,874	-	-	225,488	112,083
Accounts receivable	12,433	213,425	366,300	269,912	3,749	865,819	-
Lease receivable	-	-	-	-	353,116	353,116	-
<b>TOTAL CURRENT ASSETS</b>	<b>13,056</b>	<b>7,789,806</b>	<b>13,254,188</b>	<b>2,540,878</b>	<b>2,266,970</b>	<b>25,864,898</b>	<b>3,595,873</b>
<b>CAPITAL ASSETS</b>							
Capital assets, non-depreciable	718,874	-	4,202,426	-	-	4,921,300	-
Capital assets, depreciable	8,211,091	5,257,960	5,789,409	1,109,692	699,492	21,067,644	10,255
Subscription-based IT arrangements assets	-	-	-	-	-	-	112,789
<b>NET CAPITAL ASSETS</b>	<b>8,929,965</b>	<b>5,257,960</b>	<b>9,991,835</b>	<b>1,109,692</b>	<b>699,492</b>	<b>25,988,944</b>	<b>123,044</b>
<b>TOTAL ASSETS</b>	<b>\$ 8,943,021</b>	<b>\$ 13,047,766</b>	<b>\$ 23,246,023</b>	<b>\$ 3,650,570</b>	<b>\$ 2,966,462</b>	<b>\$ 51,853,842</b>	<b>\$ 3,718,917</b>
<b>LIABILITIES, DEFERRED INFLOWS OF RESOURCES AND NET POSITION</b>							
<b>CURRENT LIABILITIES</b>							
Accounts payable	\$ 2,144,609	\$ 30,449	\$ 153,725	\$ 31,603	\$ 253	\$ 2,360,639	\$ 6,022,451
Deposits	-	37,264	-	-	-	37,264	-
Accrued liabilities	4,665	23,510	18,779	6,391	9,958	63,303	13,323
Accrued interest payable	-	-	-	-	-	-	7,354
Interfund payables	-	-	4,407,268	-	-	4,407,268	-
Unearned revenue	-	12,175	209,330	-	-	221,505	13
Compensated absences	-	3,891	12,904	3,088	3,042	22,925	286
Subscription liability	-	-	-	-	-	-	112,699
Lease liability	-	-	-	201,187	-	201,187	-
<b>TOTAL CURRENT LIABILITIES</b>	<b>2,149,274</b>	<b>107,289</b>	<b>4,802,006</b>	<b>242,269</b>	<b>13,253</b>	<b>7,314,091</b>	<b>6,156,126</b>
<b>LONG-TERM LIABILITIES</b>							
Compensated absences	16,884	23,904	38,711	35,509	57,794	172,802	28,102
Lease liability	-	-	-	672,030	-	672,030	-
<b>TOTAL LONG-TERM LIABILITIES</b>	<b>16,884</b>	<b>23,904</b>	<b>38,711</b>	<b>707,539</b>	<b>57,794</b>	<b>844,832</b>	<b>28,102</b>
<b>TOTAL LIABILITIES</b>	<b>2,166,158</b>	<b>131,193</b>	<b>4,840,717</b>	<b>949,808</b>	<b>71,047</b>	<b>8,158,923</b>	<b>6,184,228</b>
<b>DEFERRED INFLOWS OF RESOURCES</b>							
Deferred inflows related to leases	-	-	-	-	353,116	353,116	-
<b>NET POSITION</b>							
Net investment in capital assets	8,929,965	5,257,960	9,991,835	236,475	696,450	25,112,685	10,345
Unrestricted	(2,153,102)	7,658,613	8,413,471	2,464,287	1,845,849	18,229,118	(2,475,656)
<b>TOTAL NET POSITION</b>	<b>\$ 6,776,863</b>	<b>\$ 12,916,573</b>	<b>\$ 18,405,306</b>	<b>\$ 2,700,762</b>	<b>\$ 2,542,299</b>	<b>\$ 43,341,803</b>	<b>\$ (2,465,311)</b>

The accompanying notes are an integral part of the basic financial statements.

**CITY OF CORTEZ, COLORADO**  
**STATEMENT OF REVENUES, EXPENSES AND CHANGES IN FUND NET POSITION -**  
**ENTERPRISE FUNDS**  
**For the Year Ended December 31, 2024**

	Business-Type Activities						Governmental
	Airport Fund	Recreation Center Fund	Water Fund	Solid Waste Collection Fund	Nonmajor	Total	Internal Service Funds
					Business-Type Funds		
<b>OPERATING REVENUES</b>							
Charges for services	\$ 190,583	\$ 445,013	\$ 4,354,125	\$ 1,983,948	\$ 641,092	\$ 7,614,761	\$ 2,957,132
Intergovernmental	32,115	-	-	-	-	32,115	-
Grant revenue	-	-	15,475	-	-	15,475	-
Interfund charges	-	-	-	-	334,768	334,768	466,631
Miscellaneous revenue	2,373	4,377	13,200	59,057	-	79,007	1,141
<b>TOTAL OPERATING REVENUES</b>	<b>225,071</b>	<b>449,390</b>	<b>4,382,800</b>	<b>2,043,005</b>	<b>975,860</b>	<b>8,076,126</b>	<b>3,424,904</b>
<b>OPERATING EXPENSES</b>							
Health claims	-	-	-	-	-	-	2,503,458
Shop	-	-	-	-	-	-	736,650
Building overhead	-	-	-	-	-	-	119,898
Technology	-	-	-	-	-	-	702,316
Telecommunications	-	-	-	-	-	-	183,708
Administration	-	-	90,762	12,112	-	102,874	-
Filtration and treatment	-	-	1,605,307	-	-	1,605,307	-
Transmission and distribution	-	-	563,137	-	-	563,137	-
Airport operations	1,330,072	-	-	-	-	1,330,072	-
Meter maintenance	-	-	7,525	-	-	7,525	-
Collection	-	-	-	1,198,512	-	1,198,512	-
Recycling	-	-	-	194,841	-	194,841	-
Fiber outside plant	-	-	-	-	4,390	4,390	-
Fiber administration	-	-	-	-	7,555	7,555	-
Fiber inside plant	-	-	-	-	44,104	44,104	-
Recreation center	-	1,661,931	-	-	-	1,661,931	-
Police support services	-	-	-	-	1,045,117	1,045,117	-
Depreciation	263,280	229,264	491,005	201,630	120,881	1,306,060	2,510
Amortization	-	-	-	-	-	-	112,788
Internal charges	13,918	2,717	234,606	111,643	26,244	389,128	-
<b>TOTAL OPERATING EXPENSES</b>	<b>1,607,270</b>	<b>1,893,912</b>	<b>2,992,342</b>	<b>1,718,738</b>	<b>1,248,291</b>	<b>9,460,553</b>	<b>4,361,328</b>
<b>OPERATING INCOME (LOSS)</b>	<b>(1,382,199)</b>	<b>(1,444,522)</b>	<b>1,390,458</b>	<b>324,267</b>	<b>(272,431)</b>	<b>(1,384,427)</b>	<b>(936,424)</b>
<b>NON-OPERATING REVENUE (EXPENSE)</b>							
Property and sales taxes	-	1,956,394	-	-	-	1,956,394	-
Investment income	-	191,530	131,577	59,447	-	382,554	-
Interest expense	-	-	(189,071)	(58,199)	(29,778)	(277,048)	(11,002)
<b>TOTAL NON-OPERATING REVENUE (EXPENSE)</b>	<b>-</b>	<b>2,147,924</b>	<b>(57,494)</b>	<b>1,248</b>	<b>(29,778)</b>	<b>2,061,900</b>	<b>(11,002)</b>
<b>INCOME (LOSS) BEFORE TRANSFERS</b>	<b>(1,382,199)</b>	<b>703,402</b>	<b>1,332,964</b>	<b>325,515</b>	<b>(302,209)</b>	<b>677,473</b>	<b>(947,426)</b>
<b>CONTRIBUTIONS AND TRANSFERS</b>							
Capital grants and contributions	556,792	-	-	-	-	556,792	-
Transfers in	-	-	-	-	694,146	694,146	-
<b>TOTAL CONTRIBUTIONS AND TRANSFERS</b>	<b>556,792</b>	<b>-</b>	<b>-</b>	<b>-</b>	<b>694,146</b>	<b>1,250,938.00</b>	<b>-</b>
<b>CHANGE IN NET POSITION</b>	<b>(825,407)</b>	<b>703,402</b>	<b>1,332,964</b>	<b>325,515</b>	<b>391,937</b>	<b>1,928,411</b>	<b>(947,426)</b>
<b>NET POSITION, Beginning</b>	<b>7,602,270</b>	<b>12,213,171</b>	<b>17,072,342</b>	<b>2,375,247</b>	<b>2,150,362</b>	<b>41,413,392</b>	<b>(1,517,885)</b>
<b>NET POSITION, Ending</b>	<b>\$ 6,776,863</b>	<b>\$ 12,916,573</b>	<b>\$ 18,405,306</b>	<b>\$ 2,700,762</b>	<b>\$ 2,542,299</b>	<b>\$ 43,341,803</b>	<b>\$ (2,465,311)</b>

The accompanying notes are an integral part of the basic financial statements.

**CITY OF CORTEZ, COLORADO**  
**STATEMENT OF CASH FLOWS**  
**PROPRIETARY FUNDS**  
**For the Year Ended December 31, 2024**

	Business-Type Activities					Total	Governmental
					Nonmajor		Activities
	Airport Fund	Recreation Center Fund	Water Fund	Solid Waste Collection Fund	Business-Type Funds		Internal Service Funds
<b>CASH FLOWS FROM OPERATING ACTIVITIES:</b>							
Receipts from customers	\$ 212,818	\$ 439,235	\$ 4,359,975	\$ 2,057,848	\$ 976,649	\$ 8,046,525	\$ 500,785
Cash flows from internal activities	-	-	-	-	-	-	2,924,132
Payments to suppliers	(1,068,488)	(631,715)	(1,412,847)	(627,395)	(861,251)	(4,601,696)	379,046
Payments for claims and loss adjustments	-	-	-	-	-	-	(1,676,398)
Payments to employees	(271,421)	(1,012,392)	(953,908)	(875,594)	(1,002,867)	(4,116,182)	(1,590,243)
<b>NET CASH PROVIDED BY (USED FOR) OPERATING ACTIVITIES</b>	<b>(1,127,091)</b>	<b>(1,204,872)</b>	<b>1,993,220</b>	<b>554,859</b>	<b>(887,469)</b>	<b>(671,353)</b>	<b>537,322</b>
<b>CASH FLOWS FROM NONCAPITAL FINANCING ACTIVITIES:</b>							
Intergovernmental revenue	-	1,956,394	-	-	-	1,956,394	-
Negative cash allocation reclassification	2,141,113	-	-	-	-	2,141,113	-
Cash (to) from other funds	-	-	(339,021)	-	694,146	355,125	-
<b>NET CASH PROVIDED BY (USED FOR) NONCAPITAL FINANCING ACTIVITIES</b>	<b>2,141,113</b>	<b>1,956,394</b>	<b>(339,021)</b>	<b>-</b>	<b>694,146</b>	<b>4,452,632</b>	<b>-</b>
<b>CASH FLOWS FROM CAPITAL AND RELATED FINANCING ACTIVITIES:</b>							
Purchases of property and equipment	(1,649,743)	(5,737)	(270,470)	-	-	(1,925,950)	-
Proceeds from disposal of capital assets	-	-	-	27,060	-	27,060	-
Grant contributions	556,791	-	-	-	-	556,791	-
Debt proceeds	-	-	-	-	-	-	(107,332)
Debt payments	-	-	-	(190,753)	-	(190,753)	(11,002)
Interest paid	-	-	(189,071)	(58,199)	(29,778)	(277,048)	-
<b>NET CASH USED BY CAPITAL AND RELATED FINANCING ACTIVITIES</b>	<b>(1,092,952)</b>	<b>(5,737)</b>	<b>(459,541)</b>	<b>(221,892)</b>	<b>(29,778)</b>	<b>(1,809,900)</b>	<b>(118,334)</b>
<b>CASH FLOWS FROM INVESTING ACTIVITIES:</b>							
Investment income	-	191,530	131,577	59,447	-	382,554	-
Net cash invested	-	(3,840,886)	(2,860,664)	(1,227,038)	-	(7,928,588)	-
<b>NET CASH (USED FOR) INVESTING ACTIVITIES</b>	<b>-</b>	<b>(3,649,356)</b>	<b>(2,729,087)</b>	<b>(1,167,591)</b>	<b>-</b>	<b>(7,546,034)</b>	<b>-</b>
<b>NET INCREASE (DECREASE) IN CASH AND CASH EQUIVALENTS</b>	<b>(78,930)</b>	<b>(2,903,571)</b>	<b>(1,534,429)</b>	<b>(834,624)</b>	<b>(223,101)</b>	<b>(5,574,655)</b>	<b>418,988</b>
<b>CASH AND CASH EQUIVALENTS, Beginning of Year</b>	<b>78,930</b>	<b>5,732,967</b>	<b>10,807,472</b>	<b>1,676,334</b>	<b>2,133,206</b>	<b>20,428,909</b>	<b>3,064,802</b>
<b>CASH AND CASH EQUIVALENTS, End of Year</b>	<b>\$ -</b>	<b>\$ 2,829,396</b>	<b>\$ 9,273,043</b>	<b>\$ 841,710</b>	<b>\$ 1,910,105</b>	<b>\$ 14,854,254</b>	<b>\$ 3,483,790</b>
<b>RECONCILIATION OF OPERATING INCOME (LOSS) TO NET CASH PROVIDED BY OPERATING ACTIVITIES</b>							
Operating income (loss)	\$ (1,382,199)	\$ (1,444,522)	\$ 1,390,458	\$ 324,267	\$ (272,431)	\$ (1,384,427)	\$ (936,424)
<b>ADJUSTMENTS TO RECONCILE OPERATING INCOME (LOSS) TO NET CASH PROVIDED BY OPERATING ACTIVITIES:</b>							
Depreciation and Amortization	263,280	229,264	491,005	201,630	120,881	1,306,060	115,298
Changes in assets and liabilities:							
(Increase) decrease in:							
Accounts receivable	(12,253)	(10,155)	(22,825)	9,906	789	(34,538)	2,750
Inventories	-	-	-	-	-	-	(65,905)
Increase (decrease) in:							
Accounts payable	2,458	12,213	118,260	4,399	(748,067)	(610,737)	1,449,959
Accrued liabilities	1,095	7,021	3,208	(1,670)	2,009	11,663	(3,840)
Deposits	-	2,000	-	-	-	2,000	-
Unearned revenue	-	(875)	7,205	-	-	6,330	13
Compensated absences	528	182	5,909	16,327	9,350	32,296	(24,529)
<b>NET CASH PROVIDED BY (USED FOR) OPERATING ACTIVITIES</b>	<b>\$ (1,127,091)</b>	<b>\$ (1,204,872)</b>	<b>\$ 1,993,220</b>	<b>\$ 554,859</b>	<b>\$ (887,469)</b>	<b>\$ (671,353)</b>	<b>\$ 537,322</b>

The accompanying notes are an integral part of the basic financial statements.

**CITY OF CORTEZ, COLORADO**  
**NOTES TO THE FINANCIAL STATEMENTS**  
**DECEMBER 31, 2024**

**NOTE 1: SUMMARY OF SIGNIFICANT ACCOUNTING POLICIES**

The City of Cortez(City) became a home rule City in 1957. At that time, the citizens adopted the Council-Manager form of government. The citizens elect seven council members, non-partisan, at large, for staggered terms. At all general municipal elections there are four elected council persons. The three candidates receiving the highest number of votes serve four-year terms and the candidate receiving the next highest number of votes serves a two-year term.

The Mayor and Mayor Pro-Tempore are selected by and from the City Council for a two-year term of office. Council serves as the legislative and policymaking body of the City. The City Manager, chief administrative officer for the City, is appointed by the Council and is responsible for the general administration of all City business. Accounting policies conform to generally accepted accounting principles applicable to governmental units adopted by the Governmental Accounting Standards Board.

**Coronavirus Disease (COVID-19)**

On January 3, 2020, the World Health Organization declared the coronavirus outbreak a “Public Health Emergency of International Concern” and on March 11, 2020, declared it to be a pandemic. On March 27, 2020, the Coronavirus Aid, Relief, and Economic Security Act (CARES Act) was enacted to amongst other provisions, provide emergency assistance for individuals, families and businesses affected by the coronavirus pandemic. The City may be adversely affected through governmental and business closures resulting in a reduction of labor demand or supplies shortages. The City will continue to monitor the situation surrounding COVID-19 and evaluate the impact it will have on future operations.

**Reporting Entity**

In accordance with Governmental Accounting Standards, the City has considered the possibility of inclusion of additional entities in its basic financial statements.

The definition of the reporting entity is based primarily on financial accountability. The City is financially accountable for organizations that make up its legal entity. It is also financially accountable for legally separate organizations if City officials appoint a voting majority of the organization’s governing body and either it is able to impose its will on that organization or there is a potential for the organization to provide specific financial benefits to, or to impose specific financial burdens on, the City. The City may also be financially accountable for governmental organizations that are fiscally dependent upon it. Based on the application of these criteria, the City is not included any other organization, but does include the Mesa Verde Country Visitor Information Bureau (Organization) within its reporting entity as a blended component unit reported in the City's Special Revenue Fund. The City specifically includes the Organization as a blended component unit within the City’s report due to the substantial funding the City provides to the Organization. The information regarding the Organization’s financial statements can be obtained by writing to Mesa Verde Country Visitor Information Bureau at 928 East Main, Cortez, Colorado 81321.

The City’s financial statements are prepared in accordance with generally accepted accounting principles (GAAP). The Governmental Accounting Standards Board (GASB) is responsible for establishing GAAP for state and local governments through its pronouncements (Statements and Interpretations). The significant accounting policies established in GAAP and used by the City are described below.

**CITY OF CORTEZ, COLORADO**  
**NOTES TO THE FINANCIAL STATEMENTS**  
**DECEMBER 31, 2024**

**Basis of Presentation**

The government-wide financial statements (i.e., the statement of net position and the statement of activities) present financial information of the City as a whole. The reporting information includes all of the non-fiduciary activities of the City. These statements are to distinguish between the governmental and business-type activities of the City. Governmental activities normally are supported by taxes and intergovernmental revenues, and are reported separately from business-type activities, which rely to a significant extent on fees and charges for support.

The statement of activities presents a comparison between direct expenses and program revenues for the different business-type activities of the City and for each function of the City's governmental activities. Direct expenses are those that are specifically associated with a program or function and, therefore, are clearly identifiable to a particular function. Program revenues include fees and charges paid by the recipients of goods or services offered by the programs, and grants and contributions that are restricted to meeting the operational or capital requirements of a particular program. Revenues that are not classified as program revenues are presented as general revenues. The effects of interfund activity have been eliminated from the government-wide financial statements.

**Fund Financial Statements**

The fund financial statements provide information about the City's funds. Separate statements for each fund category, governmental, and proprietary are presented, even though the latter are excluded from the government-wide financial statements. The emphasis of fund financial statements is on major governmental and enterprise funds, each displayed in a separate column. All remaining governmental and enterprise funds would be aggregated and reported as non-major funds.

**Governmental Funds**

All governmental funds are accounted for on a spending or "financial flow" measurement focus. This means that only current assets and current liabilities are generally included on the balance sheet. Their reported fund balance (net current assets) is considered a measure of "available spendable resources". Governmental fund operating statements present increases (revenue and other financing sources) and decreases (expenditures and other financing uses) in net current assets. Accordingly, they are said to present a summary of sources and uses of "available spendable resources" during a period.

The City reports the following major governmental funds:

- General Fund – The General Fund is the general operating fund of the City. It is used to account for all financial resources except those required to be accounted for in another fund.
- Special Revenue Funds – Special Revenues Funds are used to account for the collection and disbursement of specific revenues sources. The City's major Special Revenue Fund is the:
  - Street Improvement Fund – This fund accounts for the City's sales tax collections (1/2 cent) that are to be used to improve the City's streets.

The City also reports the following non-major Special Revenue Funds:

- Lodger's Tax Fund – This fund accounts for the use of lodger's tax revenues to promote tourism and commerce in the area.
- Conservation Trust Fund – This fund accounts for State of Colorado lottery fund to be used for parks and recreation maintenance and capital investment.
- Equipment Fund – This fund accounts for the City's sales tax collections that are to be used to update and improve the City's equipment.

**CITY OF CORTEZ, COLORADO**  
**NOTES TO THE FINANCIAL STATEMENTS**  
**DECEMBER 31, 2024**

- Emergency Reserve- TABOR Fund – These funds were set aside by the City to fund the required TABOR emergency reserve requirement as described in Note 12.
- Grants Fund – This fund accounts for grant revenues and pass-through grant expenditures.

Mesa Verde Country® Visitor Information Bureau – This is the blended component unit described above.

**Proprietary Funds**

Enterprise Funds – Enterprise Funds are used to account for operations that are financed and operated in a manner similar to private business enterprises, where the intent of the governing body is that costs (expenses, including depreciation) of providing goods or services to the general public on a continuing basis be financed or recovered primarily through user charges. The City’s major enterprise funds are as follows:

- Airport Fund – This fund accounts for the operations of the City’s airport.
- Recreation Center Fund – This fund accounts for the construction, repayment of bonds and operations of the recreation center.
- Water Fund – This fund accounts for the operation and maintenance of the City’s water treatment and distribution system.
- Solid Waste Collection Fund – This fund accounts for the collection and disposal of the City’s solid waste refuse. The City also reports the following non-major Enterprise Funds:
- Hydro Plant Fund – This fund accounts for the operations of the City’s hydro electric power plant.
- City Community Network Fund – This fund accounts for the operations and maintenance of the City’s fiber network.
- Police Dispatch Fund – This fund accounts for the City provided county-wide dispatch services.

The City reports the following Internal Service Funds:

- Shop Fund - This fund accounts for the operation of the maintenance shop which provides repair and maintenance to the City’s equipment and vehicles.
- Technology Fund – This fund accounts for the City-wide computer information system operations.
- Self-Insured Health Insurance Fund – This fund accounts for the self-insured portion of the City’s health insurance plan.

**Measurement of Focus and Basis of Accounting**

*Government-Wide and Proprietary Fund Financial Statements*

The government-wide and proprietary fund financial statements are reported using the economic resources measurement focus and the accrual basis of accounting. Revenues are recorded when earned and expenses are recorded when liabilities are incurred, regardless of when the related cash flows take place. Non-exchange transactions in which the City gives (or receives) value without directly receiving (or giving) equal value in exchange, include grants and donations. Revenue from grants and donations is recognized in the fiscal year in which all eligibility requirements have been satisfied.

**CITY OF CORTEZ, COLORADO**  
**NOTES TO THE FINANCIAL STATEMENTS**  
**DECEMBER 31, 2024**

Proprietary funds distinguish operating revenues and expenses from nonoperating items. Operating revenues and expenses generally result from providing services and producing and delivering goods in connection with a proprietary fund's principal ongoing operations. Operating expenses for enterprise funds include the cost of sales and services, administrative expenses, and depreciation on capital assets. All revenues and expenses not meeting this definition are reported as non-operating revenues and expenses.

*Governmental Fund Financial Statements*

Governmental Funds are reported using the current financial resources measurement focus and the modified accrual basis of accounting. Under this method, revenues are recognized when measurable and available. The City considers all revenues reported in the governmental funds to be available. These revenues could include certain property, sales and other tax collections, federal, state, and county grants, and some charges for services. Grants are only recognized to the extent allowable expenditures have been incurred. The City generally considers funds received within 60 days subsequent to the end of the fiscal year to be measurable and available.

Expenditures are recorded when the related fund liability is incurred, except for claims and judgments and compensated absences, which are recognized as expenditures to the extent they have matured. General capital asset acquisitions are reported as expenditures in governmental funds. Acquisitions under capital leases are reported as other financing sources.

**Cash and Cash Equivalents**

Cash and cash equivalents includes short term, highly liquid investments with original maturities of three months or less. For purposes of proprietary fund statement of cash flows presentation, cash and cash equivalents totaled \$14,854,254 at December 31, 2024.

**Investments**

Investments are stated at fair value. Cash deposits are reported at carrying value which reasonably estimates fair value.

**Property Taxes Receivable**

Property taxes for the City are levied by the City Council and certified for collection to Montezuma County by December 15 of each year. These taxes become due January 1 of the succeeding year and are payable in full by April 30 or in two installments by June 15 in the year of collection. Property taxes levied in the current year for collection in the subsequent year by the General Fund are included in receivables and deferred inflows at year end. These taxes are classified as deferred inflows since they were levied for and are not available to the City until the subsequent year.

**Receivables**

All receivables are reported at their gross value and, where appropriate, are reduced by the estimated portion that is expected to be uncollectible.

Bad debts under the Proprietary Fund (Enterprise Funds) are accounted for by the allowance reserve method in recognizing bad debt expense. This method better matches the cost of operating the fund with revenues of the fund and is consistent with generally accepted accounting principles.

**Prepays**

Prepaid balances are for insurance payments made by the City in the current year to provide coverage occurring in the subsequent fiscal year.

**Inventories**

Inventory is valued at cost using the first-in, first-out method (FIFO).

**CITY OF CORTEZ, COLORADO**  
**NOTES TO THE FINANCIAL STATEMENTS**  
**DECEMBER 31, 2024**

**Interfund Receivables and Payables**

Interfund receivables and payables arise from interfund transactions and are recorded by all funds affected in the period in which transactions are executed. Interfund receivables and payables are eliminated in the government-wide statement of net position.

**Restricted Assets**

Certain cash, cash equivalents and investments are restricted by various legal and contractual obligations.

Enterprise Funds are required to establish and maintain prescribed amounts of resources (consisting of cash and temporary investments) that can be used only for water, sewer, and recreation renovations. The General Fund is required to establish and maintain prescribed amounts of resources (consisting of cash and temporary investments) that can be used only for specific purposes.

**Capital Assets**

Property and equipment acquisitions made by the governmental funds are accounted for as expenditures of the fund, and are then capitalized in the government-wide financial statements. All purchased property and equipment are valued at cost, while donated assets and capital assets received in a service concession arrangement should both be reported at acquisition value rather than fair value. The City capitalizes assets with a useful life in excess of five years and a cost of \$5,000 or greater. Public domain ("infrastructure") capital assets consisting of roads, bridges, curbs and gutters, streets and sidewalks, drainage systems and lighting systems are capitalized as governmental activities in the government-wide financial statements.

Depreciation is provided on all capital assets shown in the government-wide presentation and is computed using the straight-line method over the following estimated useful lives of the assets:

Building and improvements	5 – 100 years
Infrastructure	15 – 25 years
Collection and distribution systems	30 – 50 years
Machinery and equipment	5 – 15 years

The City capitalizes interest costs during construction; however, none of the interest paid met the capitalization requirements during 2024.

**Compensated Absences**

Employees of the City are allowed to accumulate unused vacation time up to 240 hours or 384 hours based on employment position and unused sick time up to 480 hours. Regular, full-time employees hired on, or before February 14, 1990, after completing twenty years of service, will be compensated for sick leave earned at a maximum of 480 hours upon separation.

Accumulated unpaid vacation pay is accrued when earned. In the government-wide presentation, accumulated compensated absences not expected to be paid within current available resources are reported as long-term liabilities. Governmental activities compensated absences have normally been liquidated by the General Fund.

**CITY OF CORTEZ, COLORADO**  
**NOTES TO THE FINANCIAL STATEMENTS**  
**DECEMBER 31, 2024**

In June 2022, the GASB issued Statement No. 101, *Compensated Absences*. This Statement requires that liabilities for compensated absences be recognized in financial statements prepared using the economic resources measurement focus for (1) leave that has not been used and (2) leave that has been used but not yet paid in cash or settled through noncash means. A liability should be recognized for that leave that has not been used if (a) the leave is attributable to services already rendered, (b) the leave accumulates, and (c) the leave is more likely than not to be used for time off or otherwise paid in cash or settled through noncash means. This standard was implemented January 1, 2024.

**Deferred Outflows and Inflows of Resources**

A deferred outflow of resources represents a consumption of net assets that applies to a future period and will not be recognized as an outflow of resources (expense/expenditure) until that future time.

In addition to liabilities, the statement of net position also reports a separate section for deferred inflows of resources. This element, deferred inflows of resources, represents an acquisition of net assets that applies to a future period and therefore will not be recognized as an inflow of resources (revenue) until that time. The government has two types of items, which arises both under the full accrual and modified accrual basis of accounting that qualifies for reporting in this category. Accordingly, the item, unavailable revenue, is reported in both the governmental activities statement of net position and in the governmental funds balance sheet.

The governmental funds report unavailable revenues from property taxes. These amounts are deferred and recognized as an inflow of resources in the period that the amounts become available. Since property tax revenues are collected in arrears during the succeeding year, a receivable and corresponding deferred inflow is recorded at December 31. As the tax is collected in the succeeding year, the deferred inflow is recognized as revenue and the receivable is reduced. Also reported is deferred inflows related to leases.

**Leases**

Effective January 1, 2022, the City implemented GASB No. 87, Leases. As the lessee, the City determines whether a contract is, or contains a lease at inception. Lease agreements with a maximum lease term of twelve months or less, including options to extend, are accounted for as short-term leases. Lease agreements that transfer ownership of the underlying asset to the City at the end of the contract are recorded as a finance purchase with a related lease liability. Lease agreements not classified as a short-term lease, or a finance purchase are accounted for as an intangible right to use lease asset. An Intangible right to use lease asset represents the City 's right to use an underlying asset during the lease term and the lease liability represents the City 's obligation to make lease payments arising from the lease. Intangible right to use lease assets and lease liabilities are recognized at lease commencement based upon the estimate present value of unpaid lease payments over the lease term. The City uses its incremental borrowing rate based on information available at lease commencement in determining the present value of unpaid lease payments. As the lessor, the City applies the same criteria but recognizes a lease receivable and a deferred inflow of resources equal to the present value of the lease payments.

**Subscription-Based IT Arrangements (SBITAs)**

Effective January 1, 2023, the City implemented GASB No. 96, Subscription-Based Information Technology Arrangements (SBITA). The City determines whether a contract conveys control of the right to use another party's (SBITA vendor's) IT software, infrastructure, or data warehouse, alone or in combination with tangible capital assets (underlying IT assets), as specified in the contract for a period of time in an exchange or exchange-like transaction. The SBITA liability is the present value of the annual payments using the City's incremental borrowing rate. The liability is amortized providing the principal and interest components of the payments over the SBITA term. The SBITA asset is measured as the SBITA liability plus any capitalized expenditures/expenses incurred in the initial implementation stage. The SBITA asset is depreciated (amortized) using a straight-line depreciation method over the term of the SBITA arrangement.

**CITY OF CORTEZ, COLORADO**  
**NOTES TO THE FINANCIAL STATEMENTS**  
**DECEMBER 31, 2024**

**Net Position/Fund Balances**

In the government-wide financial statements and proprietary fund types in the fund financial statements, net position are either shown as net investment in capital assets, with these assets essentially being nonexpendable; restricted when constraints placed on the net position are externally imposed; or unrestricted.

Government-wide Statements: The government wide net position is classified into the following four categories:

- *Net investment in capital assets* - Consists of capital assets including restricted capital assets, net of accumulated depreciation and reduced by the outstanding balances of any bonds, mortgages, notes, or other borrowings that are attributable to the acquisition, construction, or improvement of those assets.
- *Restricted net position* - Consists of net assets with constraints placed on the use either by (1) external groups such as creditors, grantors, contributors, or laws or regulations of other governments; or (2) law through constitutional provisions or enabling legislation.
- *Unrestricted net position* - All other net assets that do not meet the definition of “restricted” or “net investment in capital assets”, or non-spendable.”

Fund Statements: The governmental fund balances are classified as nonspendable, restricted, and unrestricted, which includes committed, assigned, and unassigned fund balance classifications.

- The *nonspendable* fund balance classification includes amounts that cannot be spent because they are either not in spendable form, such as inventories, or are legally or contractually required to be maintained intact. Restricted fund balances are those that have externally imposed restrictions on their usage by creditors (such as through debt covenants), grantors, contributors, or laws and regulations.
- The *restricted* fund balance category includes amounts that are restricted to specific purposes because of state or federal laws or externally imposed conditions by grantors or creditors.
- The unrestricted fund balance category is composed of committed, assigned, and unassigned resources.
- *Committed* fund balances are self-imposed limitations that the City’s Council approved, which is the highest level of decision-making authority within the City. Only the Council can remove or change the constraints placed on committed fund balances.
- *Assigned* fund balances are resources constrained by the City’s intent to be used for specific purposes, but that are neither restricted nor committed.
- The *unassigned* fund balance is the residual classification for the general fund and includes all spendable amounts not reported in the other classifications. Also, deficits in fund balances of the other governmental funds are reported as unassigned.

Sometimes the government will fund outlays for a particular purpose from both restricted and unrestricted resources (the total of committed, assigned, and unassigned fund balance). In order to calculate the amounts to report as restricted, committed, assigned, and unassigned fund balance in the governmental fund financial statements a flow assumption must be made about the order in which the resources are considered to be applied. It is the government’s policy to consider restricted fund balance to have been depleted before using any of the components of unrestricted fund balance, if allowed under the terms of the restriction. Further, when the components of unrestricted fund balance can be used for the same purpose, committed fund balance is depleted first, followed by assigned fund balance. Unassigned fund balance is applied last.

**CITY OF CORTEZ, COLORADO**  
**NOTES TO THE FINANCIAL STATEMENTS**  
**DECEMBER 31, 2024**

**Use of Estimates**

The preparation of financial statements in conformity with generally accepted accounting principles requires management to make estimates and assumptions that affect the reported amounts of assets, deferred outflows, liabilities and deferred inflows and disclosure of contingent assets and liabilities at the date of the financial statements and the reported amounts of revenues and expenditures/expenses during the reporting period. Actual results could differ from those estimates.

**NOTE 2: STEWARDSHIP, COMPLIANCE, AND ACCOUNTABILITY**

**Deficit Balance**

Generally accepted accounting principles require disclosure of individual funds that have deficit balances at year-end.

As of December 31, 2024, the following individual funds had a deficit balance:

<u>Fund</u>	<u>Amount</u>
Shop Fund	\$ (2,104,745)
Technology Fund	\$ (3,735,468)

These fund deficits will be funded with future tax or grant revenues.

**Excess Expenditures Over Budget**

<u>Fund</u>	<u>Budgeted Expenditures</u>	<u>Actual Expenditures</u>	<u>Excess Expenditures Over Budget</u>
General Fund	\$ 14,169,894	\$ 15,838,039	\$ 1,668,145
Equipment Fund	\$ 476,471	\$ 783,143	\$ 306,672
Lodger's Tax Fund	\$ 186,524	\$ 207,102	\$ 20,578
Hydro Plant Fund	\$ -	\$ 88,973	\$ 88,973
Police Dispatch Fund	\$ 833,820	\$ 1,075,211	\$ 241,391

The City controls expenditures at the department level. Some individual departments experienced expenditures which exceeded budget. The detail of those items can be found in the City's year-end budget to actual report.

**CITY OF CORTEZ, COLORADO**  
**NOTES TO THE FINANCIAL STATEMENTS**  
**DECEMBER 31, 2024**

**NOTE 3: DEPOSITS AND INVESTMENTS**

A summary of cash and investments as of December 31, 2024:

	Carrying Value	Bank Balances	Associated Risks
Petty cash	\$ 4,147	\$ 4,147	N/A
Deposits	19,992,771	11,198,633	Custodial credit risk
Negotiable CD's	16,668,596	16,668,596	Credit risk, custodial credit risk, concentration of credit risk, interest rate risk
Total	\$ 36,665,514	\$ 27,871,376	

Reconciliation to financial statements:

Per statement of net position

Cash and cash equivalents	\$ 19,996,918
Investments	16,668,596
Total Deposits and Investments	\$ 36,665,514

**Deposits**

Custodial Credit Risk - Deposits: Custodial credit risk is the risk that, in the event of a bank failure, the City's deposits might not be returned to it. The City requires all amounts deposited or invested with financial institutions in excess of any insurance limit shall be protected by collateralization with securities eligible for City investment or any other high-quality, interest-bearing security. The market value of the pledged securities shall equal or exceed the portion of the deposit requiring collateralization.

The City's deposit policy is in accordance with CRS 11-10.5-101, The Colorado Public Deposit Protection Act (PDPA), which governs the investment of public funds. PDPA requires that all units of local government deposit cash in eligible public depositories. Eligibility is determined by state regulations. Amounts on deposit in excess of federal insurance levels must be collateralized by eligible collateral as determined by the PDPA. The financial institution is allowed to create a single collateral pool for all public funds held. The pool is to be maintained by another institution, or held in trust for all the uninsured public deposits as a group. The market value of the collateral must be at least equal to 102% of the uninsured deposits. The institution's internal records identify collateral by depositor and as such, these deposits are considered uninsured but collateralized. The State Regulatory Commissions for banks and financial services are required by statute to monitor the naming of eligible depositories and reporting of the uninsured deposits and assets maintained in the collateral pools.

At December 31, 2024, the carrying amount of the City's deposits with financial institutions, which includes demand deposits, savings accounts, and certificates of deposit was \$19,992,771. As of December 31, 2024, none of the City's bank balances (certificates of deposit, checking, and savings accounts) were exposed to custodial credit risk.

**CITY OF CORTEZ, COLORADO**  
**NOTES TO THE FINANCIAL STATEMENTS**  
**DECEMBER 31, 2024**

**Investments**

At December 31, 2024, the City, had the following investments and maturities:

Investment Type	Fair Value	Investment Maturities (In Years)		Moody's Rating
		Less than 1	1 - 5	
Colostrust	\$ 16,668,596	\$ 16,668,596	\$ -	AA+
Total	\$ 16,668,596	\$ 16,668,596	\$ -	

The City categorizes its fair value measurements within the fair value hierarchy established by generally accepted accounting principles. The hierarchy is based on the valuation inputs used to measure the fair value of the asset. Level 1 inputs are quoted prices in active markets for identical assets; Level 2 inputs are significant other observable inputs; Level 3 inputs are significant unobservable inputs.

As of December 31, 2024, the City's investments were measured using the valuation inputs as follows:

Investment Type	December 31, 2024			
	Level 1	Level 2	Level 3	Total
Colostrust	\$ 16,668,596	\$ -	\$ -	\$ 16,668,596
Total	\$ 16,668,596	\$ -	\$ -	\$ 16,668,596

Investment Type	Fair Value	Weighted Avg Maturity in Years	% of Portfolio
Colostrust	\$ 16,668,596	0.5	100
Total	\$ 16,668,596	0.5	100

During the year ended December 31, 2024, the City invested funds in Colostrust. As an investment pool, it operates under the Colorado Revised Statutes (24-75-701) and is overseen by the Colorado Securities Commissioner. They invest in securities that are specified by Colorado Revised Statutes (24-75-601). Authorized securities include U.S. Treasuries, U.S. Agencies, commercial paper (rated A1 or better) and bank deposits (collateralized through PDPA). The pool operates similar to a 2a-7- like money market fund with a share value equal to \$1.00 and a maximum weighted average maturity of 60 days. This fund is rated AAAM by the Standard and Poor's Corporation.

Interest rate risk: The City manages its interest rate risk by setting a maximum maturity date no more than five years from the date of purchase unless otherwise authorized by the City Council.

Custodial credit risk: Credit risk is the risk that an issuer of an investment will not fulfill its obligation to the holder of the investment.

**CITY OF CORTEZ, COLORADO**  
**NOTES TO THE FINANCIAL STATEMENTS**  
**DECEMBER 31, 2024**

Concentration of Credit Risk: The City places no limit on the amount that may be invested in any one issuer.

**NOTE 4: CAPITAL ASSETS**

A summary of changes in the governmental capital assets at December 31, 2024 is as follows:

<u>Governmental Activities:</u>	<u>Balance 1/1/24</u>	<u>Additions</u>	<u>Deletions</u>	<u>Balance 12/31/24</u>
Not depreciated:				
Land	\$ 1,674,905	\$ -	\$ (5,100)	\$ 1,669,805
Total not depreciated	<u>1,674,905</u>	<u>-</u>	<u>(5,100)</u>	<u>1,669,805</u>
Depreciable capital assets:				
Buildings	13,562,416	-	-	13,562,416
Machinery and equipment	7,256,852	1,296,697	(911,921)	7,641,628
Other improvements	5,551,339	-	(62,460)	5,488,879
Land improvements	602,358	-	(13,458)	588,900
Infrastructure	10,440,504	-	(41,144)	10,399,360
Internal service equipment	140,776	-	-	140,776
Lease asset – equipment	57,836	-	-	57,836
Subscription-based IT arrangements asset	<u>338,365</u>	<u>-</u>	<u>-</u>	<u>338,365</u>
Total depreciable assets:	<u>37,950,446</u>	<u>1,296,697</u>	<u>(1,028,983)</u>	<u>38,218,160</u>
Less Accumulated Depreciation for:				
Buildings	(4,921,249)	(267,172)	-	(5,188,421)
Machinery and equipment	(5,569,913)	(401,101)	920,279	(5,050,735)
Other improvements	(4,917,151)	(66,730)	46,302	(4,937,579)
Land improvements	(539,687)	(19,564)	7,026	(552,225)
Infrastructure	(5,099,728)	(397,739)	31,146	(5,466,321)
Internal service equipment	(128,011)	(2,510)	-	(130,521)
Lease asset - equipment	(14,955)	(7,516)	-	(22,471)
Subscription-based IT arrangements asset	<u>(112,788)</u>	<u>(112,788)</u>	<u>-</u>	<u>(225,576)</u>
Total accumulated depreciation:	<u>(21,303,482)</u>	<u>(1,275,120)</u>	<u>1,004,753</u>	<u>(21,573,849)</u>
Net Capital Assets	\$ <u>18,321,869</u>	\$ <u>21,577</u>	\$ <u>(29,330)</u>	\$ <u>18,314,116</u>

**CITY OF CORTEZ, COLORADO**  
**NOTES TO THE FINANCIAL STATEMENTS**  
**DECEMBER 31, 2024**

Depreciation has been allocated for the statement of activities as follows:

General Government	\$	195,884
General Services		153,099
Public Safety		366,122
Public Works		211,905
Parks and Recreation		225,296
Internal Service Fund		2,510
Subscription-based IT arrangement		112,788
Total	\$	<u>1,275,120</u>

<u>Business-Type Activities</u>	<u>Balance 1/1/24</u>	<u>Additions</u>	<u>Deletions</u>	<u>Transfers</u>	<u>Balance 12/31/24</u>
Not depreciated:					
Land	\$ 718,874	\$ -	\$ -	\$ -	\$ 718,874
Water rights	<u>4,202,426</u>	<u>-</u>	<u>-</u>	<u>-</u>	<u>4,202,426</u>
Total not depreciated	<u>4,921,300</u>	<u>-</u>	<u>-</u>	<u>-</u>	<u>4,921,300</u>
Depreciable capital assets:					
Buildings	15,478,332	-	-	-	15,478,332
Machinery and equipment	4,646,375	276,208	(272,664)	-	4,649,919
Other improvements	1,166,146	-	(8,700)	-	1,157,446
Infrastructure	<u>21,950,728</u>	<u>1,649,744</u>	<u>-</u>	<u>-</u>	<u>23,600,472</u>
Total depreciable assets:	<u>43,241,581</u>	<u>1,925,952</u>	<u>(281,364)</u>	<u>-</u>	<u>44,886,169</u>
Less Accumulated Depreciation for:					
Buildings	(9,056,375)	(461,078)	-	-	(9,517,453)
Machinery and equipment	(2,925,361)	(309,036)	272,663	-	(2,961,734)
Other improvements	(896,054)	(42,506)	8,700	-	(929,860)
Infrastructure	<u>(9,916,038)</u>	<u>(493,440)</u>	<u>-</u>	<u>-</u>	<u>(10,409,478)</u>
Total accumulated depreciation:	<u>(22,793,828)</u>	<u>(1,306,060)</u>	<u>281,363</u>	<u>-</u>	<u>(23,818,525)</u>
Net Capital Assets	\$ <u>25,369,053</u>	\$ <u>619,892</u>	\$ <u>(1)</u>	\$ <u>-</u>	\$ <u>25,988,944</u>

**CITY OF CORTEZ, COLORADO**  
**NOTES TO THE FINANCIAL STATEMENTS**  
**DECEMBER 31, 2024**

Depreciation expense was allocated to the funds as follows:

Airport	\$	263,280
Police Dispatch		27,467
Recreation Center		229,264
Water		491,005
Hydro Plant		65,356
City Community Network		28,058
Solid Waste Collection		201,630
Total	\$	1,306,060

**NOTE 5: INTERFUND RECEIVABLES/PAYABLES AND TRANSFERS**

The following is a schedule of interfund receivables and payables including any overdrafts on pooled cash and investment accounts:

Interfund Balances	Amount
General Fund	\$ 4,407,268
Water Fund	(4,407,268)
Total Internal Balances -- Government-Wide Statement of Net Position	\$ -

Amounts between the General and Water Funds are due December 1, 2037 with annual payments of \$339,021. Interest rate for the interfund loan is 6.0%.

**CITY OF CORTEZ, COLORADO**  
**NOTES TO THE FINANCIAL STATEMENTS**  
**DECEMBER 31, 2024**

**NOTE 6: LONG-TERM DEBT**

The following is a summary of long-term debt transactions of the City for the year ended December 31, 2024:

<u>Governmental Activities</u>	<u>Balance 1/1/24</u>	<u>Additions</u>	<u>Deletions</u>	<u>Balance 12/31/24</u>	<u>Due Within One Year</u>
Compensated Absences (net change)	\$ 586,734	\$ -	\$ (25,893)	\$ 560,841	\$ 93,670
Lease payable	45,292	-	(7,055)	38,237	19,183
Police Vehicle Finance Lease	245,683	-	(79,446)	166,237	81,870
Police Truck Finance Lease	-	409,100	(92,256)	316,844	72,010
GM Mower	-	110,147	(24,318)	85,829	19,854
Precision Cut Mower	-	112,356	(24,806)	87,550	20,253
SBITA liability	<u>220,031</u>	<u>-</u>	<u>(107,332)</u>	<u>112,699</u>	<u>112,699</u>
Total	\$ <u>1,097,740</u>	\$ <u>631,603</u>	\$ <u>(361,106)</u>	\$ <u>1,368,237</u>	\$ <u>419,539</u>

Governmental Activities finance lease payable at December 31, 2024, is comprised of the following:

	<u>Amount</u>
\$322,778, Police Vehicles Finance Lease, due in annual installments of \$86,940 through April 26, 2026; interest rate of 3.0%	\$ 166,237
\$409,100, Police Trucks Finance Lease, due in annual installments of \$92,256 through March 20, 2028; interest rate of 6.30%	316,844
\$110,147, GM Mower Lease, due in annual installments of \$24,317 through August 6, 2028; interest rate of 5.20%	85,829
\$112,356, Precision Cut Mower Lease, due in annual installments of \$24,805 through July 9, 2028; interest rate of 5.20%	<u>87,550</u>
Total	\$ <u><u>656,460</u></u>

**CITY OF CORTEZ, COLORADO**  
**NOTES TO THE FINANCIAL STATEMENTS**  
**DECEMBER 31, 2024**

Debt service requirements to maturity are as follows:

<u>Fiscal Year</u>	<u>Principal</u>	<u>Interest</u>	<u>Total</u>
2025	\$ 193,987	\$ 34,332	\$ 228,319
2026	203,171	25,148	228,319
2027	125,893	15,485	141,378
2028	<u>133,409</u>	<u>7,969</u>	<u>141,378</u>
Total	<u>\$ 656,460</u>	<u>\$ 82,934</u>	<u>\$ 739,394</u>

The following is a summary of other contractual liability transactions for business-type activities of the City for the year ended December 31, 2024:

<u>Business-Type Activities</u>	<u>Balance 1/1/24</u>	<u>Additions</u>	<u>Deletions</u>	<u>Balance 12/31/24</u>	<u>Due Within One Year</u>
Refuse Truck Finance Lease	\$ 1,063,970	\$ -	\$ (190,753)	\$ 873,217	\$ 201,187
Compensated Absences (net change)	<u>176,604</u>	<u>19,123</u>	<u>-</u>	<u>195,727</u>	<u>22,925</u>
Total	<u>\$ 1,240,574</u>	<u>\$ 19,123</u>	<u>\$ (190,753)</u>	<u>\$ 1,068,944</u>	<u>\$ 224,112</u>

Enterprise Fund finance lease payable at December 31, 2024, is comprised of the following:

	<u>Amount</u>
\$1,063,970, Refuse Trucks Finance Lease, due in annual installments of \$248,952 through June 5, 2028; interest rate of 5.4%	\$ <u>873,217</u>
Total	<u>\$ 873,217</u>

**CITY OF CORTEZ, COLORADO**  
**NOTES TO THE FINANCIAL STATEMENTS**  
**DECEMBER 31, 2024**

Debt service requirements to maturity are as follows:

<u>Fiscal Year</u>	<u>Principal</u>	<u>Interest</u>	<u>Total</u>
2025	\$ 201,187	\$ 47,765	\$ 248,952
2026	212,192	36,760	248,952
2027	223,798	25,153	248,951
2028	<u>236,040</u>	<u>12,911</u>	<u>248,951</u>
Total	<u>\$ 873,217</u>	<u>\$ 122,589</u>	<u>\$ 995,806</u>

**NOTE 7: LEASES**

Pursuant to GASB No. 87, *Leases*, the City has recorded an intangible right to use leased asset which represents the City's right to use an underlying asset during the lease term. The Mesa Verde Country Visitor Information Bureau has obtained equipment and office space through Right to Use leased assets.

Annual installments range from \$174 to \$689. Discount rate is the respective lease start date and term ranging from 2.75% to 11.32%. The due dates range from 2026 to 2029.

At December 31, 2024, Right-to-Use leased assets consisted of the following:

Governmental Activities	
Right-to-Use Asset	\$ <u>57,836</u>
Less Accumulated Amortization	<u>22,471</u>
Right-to-Use Assets, net	\$ <u><u>35,365</u></u>

Pursuant to GASB No. 87, *Leases*, the City recorded a right to use lease liability in conjunction with the intangible right to use leased asset. The lease liability represents the City's obligation to make lease payments arising from the lease.

The City has only a single existing arrangement subject to the requirements of GASB 96. The agreement can be described as subscriptions for technology, specifically related to telephones, dispatch, and overall services. The District makes annual payments and the agreement is for a set term. The SBITA liability is the present value of these payments using the City's incremental borrowing rate. The liability is amortized providing the principal and interest components of the payments over the SBITA term. The SBITA Asset is measured as the SBITA Liability plus any capitalized expenditures/expenses incurred in the initial implementation stage. The SBITA asset is depreciated (amortized) using a straight-line depreciation method over the term of the SBITA arrangement.

	<u>Term in Months</u>	<u>Total Asset Amount</u>	<u>Total Accumulated Amortization</u>
Administrative Software Programs	36	\$ 338,365	\$ 225,576

**CITY OF CORTEZ, COLORADO**  
**NOTES TO THE FINANCIAL STATEMENTS**  
**DECEMBER 31, 2024**

**Outflows of Resources**

There were no other outflows of resources paid for the SBITA arrangement.

The SBITA liability and associated principal and interest requirements were as follows for the year ended December 31, 2024:

	Interest Rate	Beginning Balance	Term in Months	Ending Balance
Administrative Software Programs	5.0%	\$ 338,365	36	\$ 112,699

The future principal and interest SBITA arrangement payments as of December 31, 2023, were as follows:

Year Ended December 31	Principal	Interest	Total
2025	\$ 112,699	\$ 5,635	\$ 118,334
Total	\$ 112,699	\$ 5,635	\$ 118,334

**Commitments and Impairments**

There were no additional commitments made before the commencement of the SBITA terms. There were also no impairments or modifications to be reported during the fiscal year.

**NOTE 9: RETIREMENT**

**City Employee’s Defined Contribution Plan**

Effective June 25, 1996, the City of Cortez Pension Plan, a single-employer defined benefit plan, was converted to the City Money Purchase Plan, a single employer defined contribution plan. Assets of \$169,344 were transferred to the new money accumulation pension plan and then to the respective employee accounts. The plan is administered by the ICMA Retirement Corporation. All permanent employees, including those covered by other City employee plans are required to participate in the plan. The plan provisions can be modified by the City Council. Contributions of 5% of gross salary are required from all participants and a matching contribution of 5% is made by the City to the plan. Contributions totaled \$153,984, \$122,152 and \$163,441 in 2024, 2023 and 2022, respectively.

**Police Officer Death and Disability Plan**

The police officer death and disability plan is administered through the Fire and Police Pension Association (FPPA). This plan is a non-contributory plan. All full-time, paid police officers of the City are members of the Statewide Death and Disability Plan. Title 31, Article 30 of the Colorado Revised Statutes (CRS), as amended, assigns the authority to establish benefit provisions to the state legislature. FPPA issues a publicly available financial report that includes financial statements and required supplementary information for the Statewide Death and Disability Plan.

**CITY OF CORTEZ, COLORADO**  
**NOTES TO THE FINANCIAL STATEMENTS**  
**DECEMBER 31, 2024**

**Police Pension Defined Contribution Plan**

Effective January 1, 1986, the City Police Pension Plan, was adopted as a single-employer defined contribution plan, IRS Code Section 401(A). All certified police officer employees are required to participate in the Plan. This Plan is a defined contribution money purchase plan. The City has no future liability to this Plan. Contributions of 8% of gross salary are required from all participants and a matching contribution of 8% is made by the City to the Plan. The City’s contribution amount for 2024, 2023, and 2022 was \$323,257, \$317,280, and \$296,327, respectively.

**Deferred Compensation Plan**

Pursuant to Governmental Accounting Standards Board Statement No. 32: *Accounting and Financial Reporting for Internal Revenue Code Section 457 Deferred Compensation Plans*, the City established a trust to hold the assets of its Deferred Compensation Plan, and modified the plan document to state that the plan is “held in trust for the exclusive benefit of participants and their beneficiaries.” As such the plan’s assets are no longer the property and rights of the City, and are not reflected in the financial statements of the City.

**NOTE 10: RISK MANAGEMENT**

The City is exposed to various risks of loss related to torts; theft of, damage to, or destruction of assets; errors and omissions; and natural disasters. For these risks of loss, the City is involved with the Colorado Intergovernmental Risk Sharing Agency (CIRSA), a separate and independent governmental and legal entity formed by intergovernmental agreement by member municipalities pursuant to the provision of 24-10-115.5, Colorado Revised Statutes (1982 Replacement Volume) and Colorado Constitution, Article XIV, Section 18(2).

The purposes of CIRSA are to provide members defined liability, property, and worker’s compensation coverage and to assist members in preventing and reducing losses and injuries to municipal property and to persons or property which might result in claims being made against members of CIRSA, their employees and officers.

It is the intent of the members of CIRSA to create an entity in perpetuity which will administer and use funds contributed by the members to defend and indemnify, in accordance with the bylaws, any member of CIRSA against stated liability of loss, to the limit of the financial resources of CIRSA. It is also the intent of the members to have CIRSA provide continuing stability and availability of needed coverage at reasonable costs. All income and assets of CIRSA shall be at all times dedicated to the exclusive benefit of its members. CIRSA is a separate legal entity and the City does not approve budgets nor does it have the ability to significantly affect the operations of the unit.

The amounts of settlements have not exceeded insurance coverage, nor were there any significant changes in insurance coverage. The City carries commercial insurance for worker’s compensation coverage.

**NOTE 11: SELF INSURANCE**

The City self-insures its medical insurance claims and is fully self-insured for health insurance compensation. A summary of the City’s self-insured claims and liability is as follows:

IBNR Claim Liability	Beginning Balance	Claims Incurred	Claims Paid	Ending Balance
12/31/2022	\$ 532,161	\$ 2,280,007	\$ 2,431,559	\$ 380,609
12/31/2023	\$ 380,609	\$ 2,231,186	\$ 2,501,221	\$ 110,574
12/31/2024	\$ 110,574	\$ 2,503,458	\$ 2,505,144	\$ 108,888

**CITY OF CORTEZ, COLORADO**  
**NOTES TO THE FINANCIAL STATEMENTS**  
**DECEMBER 31, 2024**

**NOTE 12: COMMITMENTS AND CONTINGENCIES**

Tabor Amendment – Colorado voters passed an amendment to the State Constitution, Article X, Section 20, which has several limitations, including revenue raising, spending abilities, and other specific requirements of state and local government. In 1996, voters within the City approved the collection, retention and expenditure of the full revenues generated by the City in 1995 and subsequent years, notwithstanding the provisions of the Amendment.

The City has established an emergency reserve, representing 3% of qualifying expenditures, as required by the Amendment. At December 31, 2024, the emergency reserve of \$366,786 was recorded in the Emergency Reserve - Tabor Fund.

**NOTE 13: NEW GASB PRONOUNCEMENTS**

The Governmental Accounting Standards Board (GASB) has approved the following:

- GASB Statement No. 102, *Certain Risk Disclosures*
- GASB Statement No. 103, *Financial Reporting Model Improvements*
- GASB Statement No. 104, *Disclosure of Certain Capital Assets*

When they become effective, application of these standards may restate portions of these financial statements.

**NOTE 14: SUBSEQUENT EVENTS**

In preparing the financial statements, the City has evaluated transactions for potential disclosure through August 13, 2025, the date the financial statements were available to be issued. Management is not aware of any events that have occurred subsequent to December 31, 2024 that would require disclosure.

**CITY OF CORTEZ, COLORADO**  
**GENERAL FUND**  
**SCHEDULE OF REVENUES, EXPENDITURES, AND CHANGES IN FUND BALANCES - BUDGET AND ACTUAL**  
**For the Year Ended December 31, 2024**

	ORIGINAL BUDGET	FINAL BUDGET	ACTUAL (GAAP BASIS)	VARIANCE- POSITIVE (NEGATIVE)
<b>REVENUES</b>				
Property and sales taxes	\$ 10,739,891	\$ 10,739,891	\$ 10,700,176	\$ (39,715)
Franchise fees	656,507	656,507	715,883	59,376
Licenses, permits and fees	242,829	242,829	237,708	(5,121)
Intergovernmental revenue	1,262,395	1,262,395	1,301,666	39,271
Charges for services	1,357,066	1,357,066	809,090	(547,976)
Fines and forfeitures	45,448	45,448	67,479	22,031
Donations	9,500	9,500	13,873	4,373
Investment income	121,300	121,300	413,071	291,771
Grant revenue	648,728	648,728	518,178	(130,550)
Interfund charges	392,415	392,415	392,417	2
Miscellaneous revenue	251,481	251,481	172,603	(78,878)
<b>TOTAL REVENUES</b>	<b>15,727,560</b>	<b>15,727,560</b>	<b>15,342,144</b>	<b>(385,416)</b>
<b>EXPENDITURES</b>				
<b>General Government</b>				
City council	547,214	547,214	342,311	204,903
City attorney	277,641	277,641	264,668	12,973
Human resources	355,166	355,166	320,054	35,112
Municipal court	224,197	224,197	255,809	(31,612)
City manager	346,839	346,839	349,554	(2,715)
Finance department	832,602	832,602	876,470	(43,868)
City clerk	231,543	231,543	224,738	6,805
Grants administrator	-	-	429,632	(429,632)
Special events	177,568	177,568	130,618	46,950
<b>Total General Government</b>	<b>2,992,770</b>	<b>2,992,770</b>	<b>3,193,854</b>	<b>(201,084)</b>
<b>General Services</b>				
Administration	160,647	160,647	131,140	29,507
Capital projects	669,000	669,000	762,611	(93,611)
Building maintenance	275,391	275,391	288,486	(13,095)
City hall operations	156,310	156,310	137,600	18,710
Welcome center	79,368	79,368	71,888	7,480
Planning and building	798,350	798,350	754,905	43,445
<b>Total General Services</b>	<b>2,139,066</b>	<b>2,139,066</b>	<b>2,146,630</b>	<b>(7,564)</b>
<b>Public Safety</b>				
Police administration	919,141	919,141	656,074	263,067
Patrol	2,480,352	2,480,352	2,590,360	(110,008)
Police support services	236,993	236,993	262,367	(25,374)
Police investigation	747,073	747,073	811,897	(64,824)
Police corrections	44,480	44,480	72,149	(27,669)
Building operations	138,601	138,601	114,272	24,329
Kennel operations	270,495	270,495	277,556	(7,061)
<b>Total Public Safety</b>	<b>4,837,135</b>	<b>4,837,135</b>	<b>4,784,675</b>	<b>52,460</b>
<b>Public Works</b>				
P.W. administration	394,796	394,796	394,940	(144)
Streets & utilities	555,787	555,787	628,155	(72,368)
Traffic services	216,779	216,779	220,397	(3,618)
Snow and ice removal	40,200	40,200	25,612	14,588
Street cleaning	151,744	151,744	194,588	(42,844)
<b>Total Public Works</b>	<b>1,359,306</b>	<b>1,359,306</b>	<b>1,463,692</b>	<b>(104,386)</b>

See independent auditors' report and accompanying notes to required supplementary information

**CITY OF CORTEZ, COLORADO**  
**GENERAL FUND**  
**SCHEDULE OF REVENUES, EXPENDITURES, AND CHANGES IN FUND BALANCES - BUDGET AND ACTUAL**  
**For the Year Ended December 31, 2024**

	ORIGINAL BUDGET	FINAL BUDGET	ACTUAL (GAAP BASIS)	VARIANCE- POSITIVE (NEGATIVE)
Parks and Recreation				
Administration	\$ 157,500	\$ 157,500	\$ 175,210	\$ (17,710)
Aquatics	289,377	289,377	386,169	(96,792)
Golf course administration	84,125	84,125	74,202	9,923
Golf course maintenance	401,955	401,955	443,538	(41,583)
City parks	911,674	911,674	904,450	7,224
Recreation	339,020	339,020	267,924	71,096
Library	657,966	657,966	636,181	21,785
<b>Total Parks and Recreation</b>	<u>2,841,617</u>	<u>2,841,617</u>	<u>2,887,674</u>	<u>(46,057)</u>
Capital outlay	-	-	619,215	(619,215)
Internal charges	-	-	650,043	(650,043)
Debt service				
Principal	-	-	92,256	(92,256)
<b>TOTAL EXPENDITURES</b>	<u>14,169,894</u>	<u>14,169,894</u>	<u>15,838,039</u>	<u>(1,668,145)</u>
<b>EXCESS (DEFICIENCY) OF REVENUES OVER EXPENDITURES</b>	<u>1,557,666</u>	<u>1,557,666</u>	<u>(495,895)</u>	<u>(2,053,561)</u>
<b>OTHER FINANCING SOURCES (USES)</b>				
Transfers in	46,226	46,226	308,763	262,537
Transfers out	-	-	(694,146)	(694,146)
Issuance of debt	-	-	409,100	409,100
<b>TOTAL OTHER FINANCING SOURCES</b>	<u>46,226</u>	<u>46,226</u>	<u>23,717</u>	<u>(22,509)</u>
<b>EXCESS (DEFICIENCY) OF REVENUES OVER EXPENDITURES AND OTHER FINANCING SOURCES</b>	<u>\$ 1,603,892</u>	<u>\$ 1,603,892</u>	<u>(472,178)</u>	<u>\$ (2,076,070)</u>
Fund Balance, Beginning			<u>9,124,533</u>	
Fund Balance, Ending			<u>\$ 8,652,355</u>	

See independent auditors' report and accompanying notes to required supplementary information

**CITY OF CORTEZ, COLORADO**  
**STREET IMPROVEMENT FUND**  
**SCHEDULE OF REVENUES, EXPENDITURES, AND CHANGES IN FUND BALANCES - BUDGET AND ACTUAL**  
**For the Year Ended December 31, 2024**

	ORIGINAL BUDGET	FINAL BUDGET	ACTUAL (BUDGETARY BASIS)	VARIANCE- POSITIVE (NEGATIVE)
<b>REVENUES</b>				
Property and sales taxes	\$ 1,800,000	\$ 1,800,000	\$ 1,807,253	\$ 7,253
Investment income	-	-	65,998	65,998
Miscellaneous	872,263	872,263	16,460	(855,803)
<b>TOTAL REVENUES</b>	<u>2,672,263</u>	<u>2,672,263</u>	<u>1,889,711</u>	<u>(782,552)</u>
<b>EXPENDITURES</b>				
Public works	2,587,028	2,587,028	2,494,372	92,656
<b>TOTAL EXPENDITURES</b>	<u>2,587,028</u>	<u>2,587,028</u>	<u>2,494,372</u>	<u>92,656</u>
<b>EXCESS (DEFICIENCY) OF REVENUES OVER EXPENDITURES</b>	85,235	85,235	(604,661)	(689,896)
<b>OTHER FINANCING (USES)</b>				
Transfers out	-	-	(308,763)	(308,763)
<b>TOTAL OTHER FINANCING (USES)</b>	<u>-</u>	<u>-</u>	<u>(308,763)</u>	<u>(308,763)</u>
<b>EXCESS (DEFICIENCY) OF REVENUES OVER EXPENDITURES AND OTHER FINANCING (USES)</b>	<u>\$ 85,235</u>	<u>\$ 85,235</u>	(913,424)	<u>\$ (875,208)</u>
Fund Balance, Beginning			<u>1,538,884</u>	
Fund Balance, Ending			<u>\$ 625,460</u>	

See independent auditors' report and accompanying notes to required supplementary information

**CITY OF CORTEZ, COLORADO**  
**Notes to Required Supplementary Information**  
**For the Year Ended December 31, 2024**

The City follows these procedures in establishing the budgetary data reflected in the financial statements:

- 1) On or before the first Monday in November each year, the City Manager shall submit to the Council a proposed budget for the next ensuing budget year with an explanatory message. The proposed budget provides a complete financial plan for the City and includes the proposed expenditures for each office, department and agency for the ensuing year; debt service requirements for the ensuing fiscal year; an estimate of the amount of anticipated income from all sources other than taxes on property during the ensuing fiscal year, including estimated surplus cash at the end of the fiscal year.
- 2) The budget is required to be in sufficient detail to show each fund's estimated revenues by source and estimated expenditures. The budget shall be arranged to show comparative figures for receipts and expenditures for the last completed fiscal year, estimates for the current year, and the City Manager's recommendations for the ensuing fiscal year.
- 3) A public hearing is conducted to obtain taxpayer comments.
- 4) No later than the last day of December, the budget is legally adopted and appropriations are enacted by Ordinance.
- 5) The City Manager is authorized to transfer budgeted amounts between departments within any fund; however, any revisions that alter the total expenditures of any fund must be approved by City Council.
- 6) The level on which expenditures may not legally exceed appropriations is the legally adopted annual operating budget for the fund in total.
- 7) The City Council may legally amend the budget by Ordinance once it has been approved. Budgeted amounts are shown as adopted by the City Council, including all amendments.
- 8) All appropriations laps at year-end.
- 9) Budgets are legally adopted for all non-fiduciary funds of the City. Budgets for the General and Special Revenue Funds are adopted on a basis consistent with generally accepted accounting principles (GAAP). Budgetary comparisons presented for the Enterprise and Internal Service Funds are presented on a non-GAAP budgetary basis. Tap fees, grant revenues and debt proceeds are recognized as revenue for budget purposes. Capital outlay is budgeted as an expenditure.

**SUPPLEMENTARY INFORMATION**

**CITY OF CORTEZ, COLORADO  
COMBINING BALANCE SHEET  
NONMAJOR GOVERNMENTAL FUNDS  
December 31, 2024**

	Lodger's Tax Fund	Conservation Trust Fund	Emergency Reserve- TABOR Fund	Equipment Fund	Mesa Verde Country Visitor Information Bureau	Grant Fund	Total
<b>ASSETS</b>							
Cash and cash equivalents	\$ 577,641	\$ 632,049	\$ 366,786	\$ 82,145	\$ 250	\$ 3	\$ 1,658,874
Investments, at fair value	-	-	-	2,057,166	-	-	2,057,166
Prepaid items	-	-	-	-	46,277	-	46,277
Intergovernmental receivable	10,922	20,046	-	-	-	-	30,968
Accounts receivable	-	-	-	44,513	12,092	-	56,605
<b>TOTAL ASSETS</b>	<u>588,563</u>	<u>652,095</u>	<u>366,786</u>	<u>2,183,824</u>	<u>58,619</u>	<u>3</u>	<u>3,849,890</u>
<b>LIABILITIES</b>							
Accounts payable	-	-	-	-	9,444	-	9,444
Accrued liabilities	-	-	-	-	1,679	-	1,679
<b>TOTAL LIABILITIES</b>	<u>-</u>	<u>-</u>	<u>-</u>	<u>-</u>	<u>11,123</u>	<u>-</u>	<u>11,123</u>
<b>FUND BALANCE</b>							
Nonspendable	-	-	-	-	46,277	-	46,277
Restricted	-	-	366,786	-	-	3	366,789
Unassigned	588,563	652,095	-	2,183,824	1,219	-	3,425,701
<b>TOTAL FUND BALANCE</b>	<u>588,563</u>	<u>652,095</u>	<u>366,786</u>	<u>2,183,824</u>	<u>47,496</u>	<u>3</u>	<u>3,838,767</u>
<b>TOTAL LIABILITIES AND FUND BALANCE</b>	<u>\$ 588,563</u>	<u>\$ 652,095</u>	<u>\$ 366,786</u>	<u>\$ 2,183,824</u>	<u>\$ 58,619</u>	<u>\$ 3</u>	<u>\$ 3,849,890</u>

**CITY OF CORTEZ, COLORADO**  
**NONMAJOR GOVERNMENTAL FUNDS**  
**COMBINING STATEMENT OF REVENUES, EXPENDITURES AND CHANGES IN FUND BALANCES**  
**For the Year Ended December 31, 2024**

	Lodger's Tax Fund	Conservation Trust Fund	Emergency Reserve- TABOR Fund	Equipment Fund	Mesa Verde Country Visitor Information Bureau	Grant Fund	Total
<b>REVENUES</b>							
Property and sales taxes	\$ 260,801	\$ -	\$ -	\$ 448,889	\$ -	\$ -	\$ 709,690
Intergovernmental revenue	-	735,159	-	-	432,973	-	1,168,132
Investment income	-	-	-	82,125	-	-	82,125
Miscellaneous revenue	-	-	-	13,062	18,635	-	31,697
<b>TOTAL OPERATING REVENUES</b>	<u>260,801</u>	<u>735,159</u>	<u>-</u>	<u>544,076</u>	<u>451,608</u>	<u>-</u>	<u>1,991,644</u>
<b>EXPENDITURES</b>							
General government	207,102	-	-	-	398,866	-	605,968
General services	-	-	-	8,910	-	-	8,910
Parks and recreation	-	63,798	-	-	-	-	63,798
Capital projects	-	39,312	-	638,170	-	-	677,482
Debt service							
Principal	-	-	-	128,570	7,055	-	135,625
Interest	-	-	-	7,493	914	-	8,407
<b>TOTAL OPERATING EXPENDITURES</b>	<u>207,102</u>	<u>103,110</u>	<u>-</u>	<u>783,143</u>	<u>406,835</u>	<u>-</u>	<u>1,500,190</u>
<b>EXCESS (DEFICIENCY) OF REVENUES OVER (UNDER) EXPENDITURES</b>	<u>53,699</u>	<u>632,049</u>	<u>-</u>	<u>(239,067)</u>	<u>44,773</u>	<u>-</u>	<u>491,454</u>
<b>OTHER FINANCING SOURCES</b>							
Issuance of debt	-	-	-	222,503	-	-	222,503
<b>TOTAL OTHER FINANCING SOURCES</b>	<u>-</u>	<u>-</u>	<u>-</u>	<u>222,503</u>	<u>-</u>	<u>-</u>	<u>222,503</u>
<b>CHANGES IN FUND BALANCE</b>	53,699	632,049	-	(16,564)	44,773	-	713,957
<b>FUND BALANCE, BEGINNING</b>	<u>534,864</u>	<u>20,046</u>	<u>366,786</u>	<u>2,200,388</u>	<u>2,723</u>	<u>3</u>	<u>3,124,810</u>
<b>FUND BALANCE, ENDING</b>	<u>\$ 588,563</u>	<u>\$ 652,095</u>	<u>\$ 366,786</u>	<u>\$ 2,183,824</u>	<u>\$ 47,496</u>	<u>\$ 3</u>	<u>\$ 3,838,767</u>

**CITY OF CORTEZ, COLORADO**  
**LODGER'S TAX FUND**  
**SCHEDULE OF REVENUES, EXPENDITURES, AND CHANGES IN FUND BALANCES - BUDGET AND ACTUAL**  
**For the Year Ended December 31, 2024**

	ORIGINAL BUDGET	FINAL BUDGET	ACTUAL (BUDGETARY BASIS)	VARIANCE- POSITIVE (NEGATIVE)
REVENUES				
Property and sales taxes	\$ 232,750	\$ 232,750	\$ 260,801	\$ 28,051
EXPENDITURES				
General Government				
City council	186,524	186,524	207,102	(20,578)
TOTAL EXPENDITURES	186,524	186,524	207,102	(20,578)
REVENUES IN EXCESS OF EXPENDITURES	46,226	46,226	53,699	7,473
OTHER FINANCING (USES)				
Transfers (out)	(46,226)	(46,226)	-	46,226
CHANGE IN FUND BALANCE	\$ -	\$ -	53,699	\$ 53,699
Fund Balance, Beginning			534,864	
Fund Balance, Ending			\$ 588,563	

**CITY OF CORTEZ, COLORADO**  
**CONSERVATION TRUST FUND**  
**SCHEDULE OF REVENUES, EXPENDITURES, AND CHANGES IN FUND BALANCES - BUDGET AND ACTUAL**  
**For the Year Ended December 31, 2024**

	ORIGINAL BUDGET	FINAL BUDGET	ACTUAL (BUDGETARY BASIS)	VARIANCE- POSITIVE (NEGATIVE)
<b>REVENUES</b>				
Intergovernmental revenue	\$ 564,925	\$ 564,925	\$ 735,159	\$ 170,234
TOTAL REVENUES	<u>564,925</u>	<u>564,925</u>	<u>735,159</u>	<u>170,234</u>
TOTAL REVENUES	<u>564,925</u>	<u>564,925</u>	<u>735,159</u>	<u>170,234</u>
<b>EXPENDITURES</b>				
Parks and recreation				
Aquatics	285,000	285,000	41,549	243,451
Golf course maintenance	53,000	53,000	10,349	42,651
Parks and recreation capital	159,000	159,000	11,900	147,100
Capital outlay	<u>35,000</u>	<u>35,000</u>	<u>39,312</u>	<u>(4,312)</u>
TOTAL EXPENDITURES	<u>532,000</u>	<u>532,000</u>	<u>103,110</u>	<u>428,890</u>
REVENUES IN EXCESS OF EXPENDITURES	32,925	32,925	632,049	599,124
CHANGE IN FUND BALANCE	<u>\$ 32,925</u>	<u>\$ 32,925</u>	632,049	<u>\$ (258,656)</u>
Fund Balance, Beginning			<u>20,046</u>	
Fund Balance, Ending			<u>\$ 652,095</u>	

**CITY OF CORTEZ, COLORADO**  
**EMERGENCY RESERVE - TABOR FUND**  
**SCHEDULE OF REVENUES, EXPENDITURES, AND CHANGES IN FUND BALANCES - BUDGET AND ACTUAL**  
**For the Year Ended December 31, 2024**

	ORIGINAL BUDGET	FINAL BUDGET	ACTUAL (BUDGETARY BASIS)	VARIANCE- POSITIVE (NEGATIVE)
REVENUES				
Investment income	\$ -	\$ -	\$ -	\$ -
TOTAL REVENUES	<u>-</u>	<u>-</u>	<u>-</u>	<u>-</u>
 CHANGE IN FUND BALANCE	 <u>\$ -</u>	 <u>\$ -</u>	 -	 <u>\$ -</u>
 Fund Balance, Beginning			 <u>366,786</u>	
 Fund Balance, Ending			 <u>\$ 366,786</u>	

**CITY OF CORTEZ, COLORADO**  
**EQUIPMENT FUND**  
**SCHEDULE OF REVENUES, EXPENDITURES, AND CHANGES IN FUND BALANCES - BUDGET AND ACTUAL**  
**For the Year Ended December 31, 2024**

	ORIGINAL BUDGET	FINAL BUDGET	ACTUAL (BUDGETARY BASIS)	VARIANCE- POSITIVE (NEGATIVE)
<b>REVENUES</b>				
Property and sales taxes	\$ 436,740	\$ 436,740	\$ 448,889	\$ 12,149
Investment income	16,155	16,155	82,125	65,970
Miscellaneous income	25,000	25,000	13,062	(11,938)
<b>TOTAL REVENUES</b>	<u>477,895</u>	<u>477,895</u>	<u>544,076</u>	<u>66,181</u>
<b>EXPENDITURES</b>				
General Services				
Equipment	-	-	8,910	(8,910)
Capital outlay	476,471	476,471	638,170	(161,699)
Debt service				
Principal	-	-	128,570	(128,570)
Interest	-	-	7,493	(7,493)
<b>TOTAL EXPENDITURES</b>	<u>476,471</u>	<u>476,471</u>	<u>783,143</u>	<u>(306,672)</u>
<b>REVENUES IN EXCESS (DEFICIENCY) OF EXPENDITURES</b>	<u>1,424</u>	<u>1,424</u>	<u>(239,067)</u>	<u>(240,491)</u>
<b>OTHER FINANCING SOURCES (USES)</b>				
Issuance of debt	-	-	222,503	222,503
<b>TOTAL OTHER FINANCING SOURCES (USES)</b>	<u>-</u>	<u>-</u>	<u>222,503</u>	<u>222,503</u>
<b>EXCESS (DEFICIENCY) OF REVENUES OVER EXPENDITURES AND OTHER FINANCING SOURCES</b>	<u>\$ 1,424</u>	<u>\$ 1,424</u>	<u>(16,564)</u>	<u>\$ (17,988)</u>
Fund Balance, Beginning			<u>2,200,388</u>	
Fund Balance, Ending			<u>\$ 2,183,824</u>	

**CITY OF CORTEZ, COLORADO**  
**MESA VERDE COUNTRY VISITOR INFORMATION BUREAU**  
**SCHEDULE OF REVENUES, EXPENDITURES, AND CHANGES IN FUND BALANCES - BUDGET AND ACTUAL**  
**For the Year Ended December 31, 2024**  
**(UNAUDITED)**

	ORIGINAL BUDGET	FINAL BUDGET	ACTUAL (BUDGETARY BASIS)	VARIANCE- POSITIVE (NEGATIVE)
<b>REVENUES</b>				
Intergovernmental revenue	\$ 416,966	\$ 416,966	\$ 432,973	\$ 16,007
Miscellaneous revenue	-	-	18,635	18,635
<b>TOTAL REVENUES</b>	<u>416,966</u>	<u>416,966</u>	<u>451,608</u>	<u>34,642</u>
<b>EXPENDITURES</b>				
General government				
General	416,966	416,966	398,866	18,100
Debt service				
Principal	-	-	7,055	(7,055)
Interest	-	-	914	(914)
<b>TOTAL EXPENDITURES</b>	<u>416,966</u>	<u>416,966</u>	<u>406,835</u>	<u>10,131</u>
<b>REVENUES IN EXCESS (DEFICIENCY) OF EXPENDITURES</b>	-	-	44,773	44,773
<b>CHANGE IN FUND BALANCE</b>	<u>\$ -</u>	<u>\$ -</u>	44,773	<u>\$ 44,773</u>
Fund Balance, Beginning			<u>2,723</u>	
Fund Balance, Ending			<u>\$ 47,496</u>	

**CITY OF CORTEZ, COLORADO**  
**GRANT FUND**  
**SCHEDULE OF REVENUES, EXPENDITURES, AND CHANGES IN FUND BALANCES - BUDGET AND ACTUAL**  
**For the Year Ended December 31, 2024**

	ORIGINAL BUDGET	FINAL BUDGET	ACTUAL (BUDGETARY BASIS)	VARIANCE- POSITIVE (NEGATIVE)
REVENUES				
TOTAL REVENUES	\$ -	\$ -	\$ -	\$ -
EXPENDITURES				
TOTAL EXPENDITURES	-	-	-	-
REVENUES IN EXCESS (DEFICIENCY) OF EXPENDITURES	<u>\$ -</u>	<u>\$ -</u>	-	<u>\$ -</u>
Fund Balance, Beginning			<u>3</u>	
Fund Balance, Ending			<u>\$ 3</u>	

**CITY OF CORTEZ, COLORADO**  
**COMBINING STATEMENT OF NET POSITION - NONMAJOR ENTERPRISE FUNDS**  
**December 31, 2024**

	Business-Type Activities			
	Hydro Plant Fund	City Community Network Fund	Police Dispatch Fund	Total Nonmajor Enterprise Funds
<b>ASSETS</b>				
CURRENT ASSETS				
Cash and cash equivalents	\$ 530,478	\$ 1,224,134	\$ 155,493	\$ 1,910,105
Accounts receivable	-	3,749	-	3,749
Lease receivable	-	353,116	-	353,116
<b>TOTAL CURRENT ASSETS</b>	<b>530,478</b>	<b>1,580,999</b>	<b>155,493</b>	<b>2,266,970</b>
CAPITAL ASSETS				
Capital assets, depreciable	357,501	293,608	48,383	699,492
<b>NET CAPITAL ASSETS</b>	<b>357,501</b>	<b>293,608</b>	<b>48,383</b>	<b>699,492</b>
<b>TOTAL ASSETS</b>	<b>\$ 887,979</b>	<b>\$ 1,874,607</b>	<b>\$ 203,876</b>	<b>\$ 2,966,462</b>
<b>LIABILITIES, DEFERRED INFLOWS OF RESOURCES AND NET POSITION</b>				
CURRENT LIABILITIES				
Accounts payable	\$ -	\$ -	\$ 253	\$ 253
Accrued liabilities	-	-	9,958	9,958
Compensated absences	-	-	3,042	3,042
<b>TOTAL CURRENT LIABILITIES</b>	<b>-</b>	<b>-</b>	<b>13,253</b>	<b>13,253</b>
LONG-TERM LIABILITIES				
Compensated absences	-	-	57,794	57,794
<b>TOTAL LONG-TERM LIABILITIES</b>	<b>-</b>	<b>-</b>	<b>57,794</b>	<b>57,794</b>
<b>TOTAL LIABILITIES</b>	<b>-</b>	<b>-</b>	<b>71,047</b>	<b>71,047</b>
<b>DEFERRED INFLOWS OF RESOURCES</b>				
Deferred inflows related to leases	-	353,116	-	353,116
<b>NET POSITION</b>				
Net investment in capital assets	357,501	293,608	45,341	696,450
Unrestricted	530,478	1,227,883	87,488	1,845,849
<b>TOTAL NET POSITION</b>	<b>\$ 887,979</b>	<b>\$ 1,521,491</b>	<b>\$ 132,829</b>	<b>\$ 2,542,299</b>

**CITY OF CORTEZ, COLORADO**  
**STATEMENT OF REVENUES, EXPENSES AND CHANGES IN FUND NET POSITION -**  
**ENTERPRISE FUNDS**  
**For the Year Ended December 31, 2024**

	Business-Type Activities			Total Nonmajor Enterprise Funds
	Hydro Plant Fund	City Community Network Fund	Police Dispatch Fund	
<b>OPERATING REVENUES</b>				
Charges for services	\$ -	\$ 151,012	\$ 490,080	\$ 641,092
Interfund charges	-	-	334,768	334,768
<b>TOTAL OPERATING REVENUES</b>	<b>-</b>	<b>151,012</b>	<b>824,848</b>	<b>975,860</b>
<b>OPERATING EXPENSES</b>				
Fiber outside plant	-	4,390	-	4,390
Fiber administration	-	7,555	-	7,555
Fiber inside plant	-	44,104	-	44,104
Police support services	-	-	1,045,117	1,045,117
Depreciation	65,356	28,058	27,467	120,881
Internal charges	23,617	-	2,627	26,244
<b>TOTAL OPERATING EXPENSES</b>	<b>88,973</b>	<b>84,107</b>	<b>1,075,211</b>	<b>1,248,291</b>
<b>OPERATING INCOME (LOSS)</b>	<b>(88,973)</b>	<b>66,905</b>	<b>(250,363)</b>	<b>(272,431)</b>
<b>NON-OPERATING (EXPENSE)</b>				
Interest expense	(29,778)	-	-	(29,778)
<b>TOTAL NON-OPERATING (EXPENSE)</b>	<b>(29,778)</b>	<b>-</b>	<b>-</b>	<b>(29,778)</b>
<b>INCOME (LOSS) BEFORE TRANSFERS</b>	<b>(118,751)</b>	<b>66,905</b>	<b>(250,363)</b>	<b>(302,209)</b>
<b>TRANSFERS</b>				
Transfers in	694,146	-	-	694,146
<b>CHANGE IN NET POSITION</b>	<b>575,395</b>	<b>66,905</b>	<b>(250,363)</b>	<b>391,937</b>
<b>NET POSITION, Beginning</b>	<b>312,584</b>	<b>1,454,586</b>	<b>383,192</b>	<b>2,150,362</b>
<b>NET POSITION, Ending</b>	<b>\$ 887,979</b>	<b>\$ 1,521,491</b>	<b>\$ 132,829</b>	<b>\$ 2,542,299</b>

**CITY OF CORTEZ, COLORADO**  
**COMBINING STATEMENT OF CASH FLOWS - NONMAJOR ENTERPRISE FUNDS**  
**For the Year Ended December 31, 2024**

	Business-Type Activities			Total Nonmajor Enterprise Funds
	City			
	Hydro Plant Fund	Community Network Fund	Police Dispatch Fund	
<b>CASH FLOWS FROM OPERATING ACTIVITIES:</b>				
Receipts from customers	\$ -	\$ 151,801	\$ 824,848	\$ 976,649
Payments to suppliers	(771,159)	(51,722)	(38,370)	(861,251)
Payments to employees	-	(4,442)	(998,425)	(1,002,867)
<b>NET CASH PROVIDED BY (USED FOR) OPERATING ACTIVITIES</b>	<b>(771,159)</b>	<b>95,637</b>	<b>(211,947)</b>	<b>(887,469)</b>
<b>CASH FLOWS FROM NONCAPITAL FINANCING ACTIVITIES:</b>				
Cash (to) from other funds	694,146	-	-	694,146
<b>NET CASH PROVIDED BY NONCAPITAL FINANCING ACTIVITIES</b>	<b>694,146</b>	<b>-</b>	<b>-</b>	<b>694,146</b>
<b>CASH FLOWS FROM CAPITAL AND RELATED FINANCING ACTIVITIES:</b>				
Interest paid	(29,778)	-	-	(29,778)
<b>NET CASH USED BY CAPITAL AND RELATED FINANCING ACTIVITIES</b>	<b>(29,778)</b>	<b>-</b>	<b>-</b>	<b>(29,778)</b>
<b>NET INCREASE (DECREASE) IN CASH AND CASH EQUIVALENTS</b>	<b>(106,791)</b>	<b>95,637</b>	<b>(211,947)</b>	<b>(223,101)</b>
CASH AND CASH EQUIVALENTS, Beginning of Year	637,269	1,128,497	367,440	2,133,206
CASH AND CASH EQUIVALENTS, End of Year	<u>\$ 530,478</u>	<u>\$ 1,224,134</u>	<u>\$ 155,493</u>	<u>\$ 1,910,105</u>
<b>RECONCILIATION OF OPERATING INCOME (LOSS) TO NET CASH PROVIDED BY OPERATING ACTIVITIES</b>				
Operating income (loss)	\$ (88,973)	\$ 66,905	\$ (250,363)	\$ (272,431)
<b>ADJUSTMENTS TO RECONCILE OPERATING INCOME TO NET CASH PROVIDED BY OPERATING ACTIVITIES:</b>				
Depreciation	65,356	28,058	27,467	120,881
Changes in assets and liabilities:				
(Increase) decrease in:				
Accounts receivable	-	789	-	789
Lease receivable	-	-	-	-
Inventories	-	-	-	-
Increase (decrease) in:				
Accounts payable	(747,542)	(115)	(410)	(748,067)
Accrued liabilities	-	-	2,009	2,009
Deferred inflow related to leases	-	-	-	-
Compensated absences	-	-	9,350	9,350
<b>NET CASH PROVIDED BY (USED FOR) OPERATING ACTIVITIES</b>	<b>\$ (771,159)</b>	<b>\$ 95,637</b>	<b>\$ (211,947)</b>	<b>\$ (887,469)</b>

**CITY OF CORTEZ, COLORADO**  
**AIRPORT FUND**  
**SCHEDULE OF REVENUES, EXPENSES, AND CHANGES IN FUND NET POSITION - BUDGET AND ACTUAL**  
**For the Year Ended December 31, 2024**

	ORIGINAL BUDGET	FINAL BUDGET	ACTUAL (BUDGETARY BASIS)	VARIANCE- POSITIVE (NEGATIVE)
<b>OPERATING REVENUES</b>				
Charges for services	\$ 206,300	\$ 206,300	\$ 190,583	\$ (15,717)
Intergovernmental revenue	32,117	32,117	32,115	(2)
Miscellaneous revenue	-	-	2,373	2,373
<b>TOTAL OPERATING REVENUES</b>	<u>238,417</u>	<u>238,417</u>	<u>225,071</u>	<u>(13,346)</u>
<b>OPERATING EXPENSES</b>				
Airport operations	2,164,330	2,164,330	1,330,072	834,258
Depreciation	241,981	241,981	263,280	(21,299)
Internal charges	14,000	14,000	13,918	82
<b>TOTAL OPERATING EXPENSES</b>	<u>2,420,311</u>	<u>2,420,311</u>	<u>1,607,270</u>	<u>813,041</u>
<b>OPERATING (LOSS)</b>	<u>(2,181,894)</u>	<u>(2,181,894)</u>	<u>(1,382,199)</u>	<u>799,695</u>
<b>CONTRIBUTIONS</b>				
Capital contributions	2,301,875	2,301,875	556,792	(1,745,083)
<b>TOTAL CONTRIBUTIONS</b>	<u>2,301,875</u>	<u>2,301,875</u>	<u>556,792</u>	<u>(1,745,083)</u>
<b>CHANGE IN NET POSITION - BUDGET BASIS</b>	<u>\$ 119,981</u>	<u>\$ 119,981</u>	<u>(825,407)</u>	<u>\$ (945,388)</u>
<b>CHANGE IN NET POSITION - GAAP BASIS</b>			<u>(825,407)</u>	
Net Position, Beginning			<u>7,602,270</u>	
Net Position, Ending			<u>\$ 6,776,863</u>	

**CITY OF CORTEZ, COLORADO**  
**RECREATION CENTER FUND**  
**SCHEDULE OF REVENUES, EXPENSES, AND CHANGES IN FUND NET POSITION - BUDGET AND ACTUAL**  
**For the Year Ended December 31, 2024**

	ORIGINAL BUDGET	FINAL BUDGET	ACTUAL (BUDGETARY BASIS)	VARIANCE- POSITIVE (NEGATIVE)
OPERATING REVENUES				
Charges for services	\$ 449,545	\$ 449,545	\$ 445,013	\$ (4,532)
Miscellaneous revenue	4,000	4,000	4,377	377
TOTAL OPERATING REVENUES	<u>453,545</u>	<u>453,545</u>	<u>449,390</u>	<u>(4,155)</u>
OPERATING EXPENSES				
Recreation center	1,952,591	1,952,591	1,661,931	290,660
Depreciation	239,325	239,325	229,264	10,061
Internal charges	51,000	51,000	2,717	48,283
TOTAL OPERATING EXPENSES	<u>2,242,916</u>	<u>2,242,916</u>	<u>1,893,912</u>	<u>349,004</u>
OPERATING (LOSS)	<u>(1,789,371)</u>	<u>(1,789,371)</u>	<u>(1,444,522)</u>	<u>344,849</u>
NON-OPERATING REVENUES (EXPENSES)				
Property and sales taxes	1,931,896	1,931,896	1,956,394	24,498
Investment income	36,825	36,825	191,530	154,705
TOTAL NON-OPERATING REVENUES	<u>1,968,721</u>	<u>1,968,721</u>	<u>2,147,924</u>	<u>179,203</u>
CHANGE IN NET POSITION - BUDGET BASIS	<u>\$ 179,350</u>	<u>\$ 179,350</u>	703,402	<u>\$ 524,052</u>
CHANGE IN NET POSITION - GAAP BASIS			<u>703,402</u>	
Net Position, Beginning			<u>12,213,171</u>	
Net Position, Ending			<u>\$ 12,916,573</u>	

**CITY OF CORTEZ, COLORADO**  
**WATER FUND**  
**SCHEDULE OF REVENUES, EXPENSES, AND CHANGES IN FUND NET POSITION - BUDGET AND ACTUAL**  
**For the Year Ended December 31, 2024**

	ORIGINAL BUDGET	FINAL BUDGET	ACTUAL (BUDGETARY BASIS)	VARIANCE- POSITIVE (NEGATIVE)
<b>OPERATING REVENUES</b>				
Charges for services	\$ 4,190,591	\$ 4,190,591	\$ 4,354,125	\$ 163,534
Intergovernmental revenue	-	-	15,475	15,475
Miscellaneous revenue	13,200	13,200	13,200	-
<b>TOTAL OPERATING REVENUES</b>	<u>4,203,791</u>	<u>4,203,791</u>	<u>4,382,800</u>	<u>179,009</u>
<b>OPERATING EXPENSES</b>				
Administration	80,851	80,851	90,762	(9,911)
Filtration and treatment	2,259,806	2,259,806	1,605,307	654,499
Transmission and distribution	749,099	749,099	563,137	185,962
Meter maintenance	11,850	11,850	7,525	4,325
Depreciation	540,288	540,288	491,005	49,283
Internal charges	230,601	230,601	234,606	(4,005)
<b>TOTAL OPERATING EXPENSES</b>	<u>3,872,495</u>	<u>3,872,495</u>	<u>2,992,342</u>	<u>880,153</u>
<b>OPERATING INCOME</b>	<u>331,296</u>	<u>331,296</u>	<u>1,390,458</u>	<u>1,059,162</u>
<b>NON-OPERATING REVENUES (EXPENSES)</b>				
Investment income	15,650	15,650	131,577	115,927
Interest expense	(197,560)	(197,560)	(189,071)	8,489
<b>TOTAL NON-OPERATING EXPENSES</b>	<u>(181,910)</u>	<u>(181,910)</u>	<u>(57,494)</u>	<u>124,416</u>
<b>CHANGE IN NET POSITION - BUDGET BASIS</b>	<u>\$ 149,386</u>	<u>\$ 149,386</u>	1,332,964	<u>\$ 1,183,578</u>
<b>CHANGE IN NET POSITION - GAAP BASIS</b>			<u>1,332,964</u>	
Net Position, Beginning			<u>17,072,342</u>	
Net Position, Ending			<u>\$ 18,405,306</u>	

**CITY OF CORTEZ, COLORADO**  
**SOLID WASTE COLLECTION FUND**  
**SCHEDULE OF REVENUES, EXPENSES, AND CHANGES IN FUND NET POSITION - BUDGET AND ACTUAL**  
**For the Year Ended December 31, 2024**

	ORIGINAL BUDGET	FINAL BUDGET	ACTUAL (BUDGETARY BASIS)	VARIANCE- POSITIVE (NEGATIVE)
<b>OPERATING REVENUES</b>				
Charges for services	\$ 2,028,870	\$ 2,028,870	\$ 1,983,948	\$ (44,922)
Miscellaneous revenue	50,000	50,000	59,057	9,057
<b>TOTAL OPERATING REVENUES</b>	<u>2,078,870</u>	<u>2,078,870</u>	<u>2,043,005</u>	<u>(35,865)</u>
<b>OPERATING EXPENSES</b>				
Administration	8,900	8,900	12,112	(3,212)
Collection	1,426,613	1,426,613	1,198,512	228,101
Recycling	283,299	283,299	194,841	88,458
Depreciation	68,336	68,336	201,630	(133,294)
Internal charges	291,858	291,858	111,643	180,215
<b>TOTAL OPERATING EXPENSES</b>	<u>2,079,006</u>	<u>2,079,006</u>	<u>1,718,738</u>	<u>360,268</u>
<b>OPERATING INCOME</b>	<u>(136)</u>	<u>(136)</u>	<u>324,267</u>	<u>324,403</u>
<b>NON-OPERATING REVENUES (EXPENSES)</b>				
Investment income	3,200	3,200	59,447	56,247
Interest expense	-	-	(58,199)	(58,199)
<b>TOTAL NON-OPERATING REVENUES</b>	<u>3,200</u>	<u>3,200</u>	<u>1,248</u>	<u>(1,952)</u>
<b>CHANGE IN NET POSITION - BUDGET BASIS</b>	<u>\$ 3,064</u>	<u>\$ 3,064</u>	325,515	<u>\$ 322,451</u>
<b>CHANGE IN NET POSITION - GAAP BASIS</b>			<u>325,515</u>	
Net Position, Beginning			<u>2,375,247</u>	
Net Position, Ending			<u>\$ 2,700,762</u>	

**CITY OF CORTEZ, COLORADO**  
**HYDRO PLANT FUND**  
**SCHEDULE OF REVENUES, EXPENSES, AND CHANGES IN FUND NET POSITION - BUDGET AND ACTUAL**  
**For the Year Ended December 31, 2024**

	ORIGINAL BUDGET	FINAL BUDGET	ACTUAL (BUDGETARY BASIS)	VARIANCE- POSITIVE (NEGATIVE)
OPERATING REVENUES				
Charges for services	\$ -	\$ -	\$ -	\$ -
Interfund charges	-	-	-	-
TOTAL OPERATING REVENUES	<u>-</u>	<u>-</u>	<u>-</u>	<u>-</u>
OPERATING EXPENSES				
Administration	-	-	-	-
Depreciation	-	-	65,356	(65,356)
Internal charges	-	-	23,617	(23,617)
TOTAL OPERATING EXPENSES	<u>-</u>	<u>-</u>	<u>88,973</u>	<u>(88,973)</u>
OPERATING INCOME	<u>-</u>	<u>-</u>	<u>(88,973)</u>	<u>(88,973)</u>
OTHER FINANCING SOURCES				
Transfers in	-	-	694,146	694,146
TOTAL OTHER FINANCING SOURCES	<u>-</u>	<u>-</u>	<u>694,146</u>	<u>694,146</u>
NON-OPERATING (EXPENSES)				
Interest expense	-	-	(29,778)	(29,778)
Debt retirement	-	-	-	-
TOTAL NON-OPERATING EXPENSES	<u>-</u>	<u>-</u>	<u>(29,778)</u>	<u>(29,778)</u>
CHANGE IN NET POSITION - BUDGET BASIS	<u>\$ -</u>	<u>\$ -</u>	575,395	<u>\$ 575,395</u>
CHANGE IN NET POSITION - GAAP BASIS			<u>575,395</u>	
Net Position, Beginning			<u>312,584</u>	
Net Position, Ending			<u>\$ 887,979</u>	

**CITY OF CORTEZ, COLORADO**  
**CITY COMMUNITY NETWORK FUND**  
**SCHEDULE OF REVENUES, EXPENSES, AND CHANGES IN FUND NET POSITION - BUDGET AND ACTUAL**  
**For the Year Ended December 31, 2024**

	ORIGINAL BUDGET	FINAL BUDGET	ACTUAL (BUDGETARY BASIS)	VARIANCE- POSITIVE (NEGATIVE)
OPERATING REVENUES				
Charges for services	\$ 295,560	\$ 295,560	\$ 151,012	\$ (144,548)
TOTAL OPERATING REVENUES	<u>295,560</u>	<u>295,560</u>	<u>151,012</u>	<u>(144,548)</u>
OPERATING EXPENSES				
Fiber outside plant	3,695	3,695	4,390	(695)
Fiber administration	26,700	26,700	7,555	19,145
Fiber inside plant	60,000	60,000	44,104	15,896
Depreciation	24,440	24,440	28,058	(3,618)
Internal charges	58,800	58,800	-	58,800
TOTAL OPERATING EXPENSES	<u>173,635</u>	<u>173,635</u>	<u>84,107</u>	<u>89,528</u>
OPERATING INCOME (LOSS)	<u>121,925</u>	<u>121,925</u>	<u>66,905</u>	<u>(55,020)</u>
NON-OPERATING (EXPENSES)				
Interest expense	(4,847)	(4,847)	-	4,847
TOTAL NON-OPERATING (EXPENSES)	<u>(4,847)</u>	<u>(4,847)</u>	<u>-</u>	<u>4,847</u>
CHANGE IN NET POSITION - BUDGET BASIS	<u>\$ 117,078</u>	<u>\$ 117,078</u>	66,905	<u>\$ (50,173)</u>
Net Position, Beginning			<u>1,454,586</u>	
Net Position, Ending			<u>\$ 1,521,491</u>	

**CITY OF CORTEZ, COLORADO**  
**POLICE DISPATCH FUND**  
**SCHEDULE OF REVENUES, EXPENSES, AND CHANGES IN FUND NET POSITION - BUDGET AND ACTUAL**  
**For the Year Ended December 31, 2024**

	ORIGINAL BUDGET	FINAL BUDGET	ACTUAL (BUDGETARY BASIS)	VARIANCE- POSITIVE (NEGATIVE)
OPERATING REVENUES				
Charges for services	\$ 490,080	\$ 490,080	\$ 490,080	\$ -
Interfund charges	334,768	334,768	334,768	-
TOTAL OPERATING REVENUES	<u>824,848</u>	<u>824,848</u>	<u>824,848</u>	<u>-</u>
OPERATING EXPENSES				
Police support services	801,354	801,354	1,045,117	(243,763)
Depreciation	27,466	27,466	27,467	(1)
Internal charges	5,000	5,000	2,627	2,373
TOTAL OPERATING EXPENSES	<u>833,820</u>	<u>833,820</u>	<u>1,075,211</u>	<u>(241,391)</u>
OPERATING (LOSS)	<u>(8,972)</u>	<u>(8,972)</u>	<u>(250,363)</u>	<u>(241,391)</u>
CHANGE IN NET POSITION - BUDGET BASIS	<u>\$ (8,972)</u>	<u>\$ (8,972)</u>	(250,363)	<u>\$ (241,391)</u>
Net Position, Beginning			<u>383,192</u>	
Net Position, Ending			<u>\$ 132,829</u>	

**CITY OF CORTEZ, COLORADO**  
**COMBINING STATEMENT OF NET POSITION - INTERNAL SERVICE FUNDS**  
**December 31, 2024**

	Shop Fund	Technology Fund	Self-Insured Health Insurance Fund	Total Internal Service Funds
<b>ASSETS</b>				
<b>CURRENT ASSETS</b>				
Cash and cash equivalents	\$ -	\$ -	\$ 3,483,790	\$ 3,483,790
Inventories	112,083	-	-	112,083
<b>TOTAL CURRENT ASSETS</b>	<b>112,083</b>	<b>-</b>	<b>3,483,790</b>	<b>3,595,873</b>
<b>CAPITAL ASSETS</b>				
Capital assets, depreciable	10,255	-	-	10,255
Subscription-based IT arrangements assets	-	112,789	-	112,789
<b>NET CAPITAL ASSETS</b>	<b>10,255</b>	<b>112,789</b>	<b>-</b>	<b>123,044</b>
<b>TOTAL ASSETS</b>	<b>\$ 122,338</b>	<b>\$ 112,789</b>	<b>\$ 3,483,790</b>	<b>\$ 3,718,917</b>
<b>LIABILITIES AND NET POSITION</b>				
<b>CURRENT LIABILITIES</b>				
Accounts payable	\$ 2,207,717	\$ 3,705,846	\$ 108,888	\$ 6,022,451
Accrued liabilities	5,063	8,260	-	13,323
Accrued interest payable	-	7,354	-	7,354
Unearned revenue	13	-	-	13
Compensated absences	286	-	-	286
Subscription liability	-	112,699	-	112,699
<b>TOTAL CURRENT LIABILITIES</b>	<b>2,213,079</b>	<b>3,834,159</b>	<b>108,888</b>	<b>6,156,126</b>
<b>LONG-TERM LIABILITIES</b>				
Compensated absences	14,004	14,098	-	28,102
<b>TOTAL LONG-TERM LIABILITIES</b>	<b>14,004</b>	<b>14,098</b>	<b>-</b>	<b>28,102</b>
<b>TOTAL LIABILITIES</b>	<b>2,227,083</b>	<b>3,848,257</b>	<b>108,888</b>	<b>6,184,228</b>
<b>NET POSITION</b>				
Net investment in capital assets	10,255	90	-	10,345
Unrestricted	(2,115,000)	(3,735,558)	3,374,902	(2,475,656)
<b>TOTAL NET POSITION</b>	<b>\$ (2,104,745)</b>	<b>\$ (3,735,468)</b>	<b>\$ 3,374,902</b>	<b>\$ (2,465,311)</b>

**CITY OF CORTEZ, COLORADO**  
**COMBINING STATEMENTS OF REVENUES, EXPENSES, AND CHANGES IN FUND NET POSITION -**  
**INTERNAL SERVICE FUNDS**  
**For the Year Ended December 31, 2024**

	Shop Fund	Technology Fund	Self-Insured Health Insurance Fund	Total Internal Service Funds
<b>OPERATING REVENUES</b>				
Charges for services	\$ -	\$ 33,000	\$ 2,924,132	\$ 2,957,132
Interfund charges	466,631	-	-	466,631
Miscellaneous revenue	-	1,141	-	1,141
<b>TOTAL OPERATING REVENUES</b>	<b>466,631</b>	<b>34,141</b>	<b>2,924,132</b>	<b>3,424,904</b>
<b>OPERATING EXPENSES</b>				
Health claims	-	-	2,503,458	2,503,458
Shop	736,650	-	-	736,650
Building overhead	119,898	-	-	119,898
Technology	-	702,316	-	702,316
Telecommunications	-	183,708	-	183,708
Depreciation	1,750	760	-	2,510
Amortization	-	112,788	-	112,788
<b>TOTAL OPERATING EXPENSES</b>	<b>858,298</b>	<b>999,572</b>	<b>2,503,458</b>	<b>4,361,328</b>
<b>OPERATING INCOME (LOSS)</b>	<b>(391,667)</b>	<b>(965,431)</b>	<b>420,674</b>	<b>(936,424)</b>
<b>NON-OPERATING (EXPENSE)</b>				
Interest expense	-	(11,002)	-	(11,002)
<b>TOTAL NON-OPERATING (EXPENSE)</b>	<b>-</b>	<b>(11,002)</b>	<b>-</b>	<b>(11,002)</b>
<b>TRANSFERS, NET</b>	<b>-</b>	<b>-</b>	<b>-</b>	<b>-</b>
<b>CHANGE IN NET POSITION</b>	<b>(391,667)</b>	<b>(976,433)</b>	<b>420,674</b>	<b>(947,426)</b>
<b>NET POSITION, Beginning (Deficit)</b>	<b>(1,713,078)</b>	<b>(2,759,035)</b>	<b>2,954,228</b>	<b>(1,517,885)</b>
<b>NET POSITION, Ending (Deficit)</b>	<b>\$ (2,104,745)</b>	<b>\$ (3,735,468)</b>	<b>\$ 3,374,902</b>	<b>\$ (2,465,311)</b>

**CITY OF CORTEZ, COLORADO**  
**COMBINING STATEMENT OF CASH FLOWS - INTERNAL SERVICE FUNDS**  
**For the Year Ended December 31, 2024**

	Shop Fund	Technology Fund	Self-Insured Health Insurance Fund	Total Internal Service Funds
<b>CASH FLOWS FROM OPERATING ACTIVITIES:</b>				
Receipts from customers	\$ 466,644	\$ 34,141	\$ -	\$ 500,785
Cash flows from internal activities	-	-	2,924,132	2,924,132
Payments to suppliers	(124,600)	503,646	-	379,046
Payments for claims and loss adjustments	-	-	(1,676,398)	(1,676,398)
Payments to employees	(342,044)	(419,453)	(828,746)	(1,590,243)
<b>NET CASH PROVIDED BY OPERATING ACTIVITIES</b>	<b>-</b>	<b>118,334</b>	<b>418,988</b>	<b>537,322</b>
<b>CASH FLOWS FROM CAPITAL AND RELATED FINANCING ACTIVITIES:</b>				
Debt payments on subscription-based IT arrangements	-	(107,332)	-	(107,332)
Interest paid on subscription-based IT arrangements	-	(11,002)	-	(11,002)
<b>NET CASH USED BY CAPITAL AND RELATED FINANCING ACTIVITIES</b>	<b>-</b>	<b>(118,334)</b>	<b>-</b>	<b>(118,334)</b>
<b>NET INCREASE IN CASH AND CASH EQUIVALENTS</b>	<b>-</b>	<b>-</b>	<b>418,988</b>	<b>418,988</b>
CASH AND CASH EQUIVALENTS, Beginning of Year	-	-	3,064,802	3,064,802
CASH AND CASH EQUIVALENTS, End of Year	<u>\$ -</u>	<u>\$ -</u>	<u>\$ 3,483,790</u>	<u>\$ 3,483,790</u>
<b>RECONCILIATION OF OPERATING INCOME (LOSS) TO NET CASH PROVIDED BY OPERATING ACTIVITIES</b>				
Operating income (loss)	\$ (391,667)	\$ (965,431)	\$ 420,674	\$ (936,424)
<b>ADJUSTMENTS TO RECONCILE OPERATING INCOME (LOSS) TO NET CASH PROVIDED BY OPERATING ACTIVITIES:</b>				
Depreciation and Amortization	1,750	113,548	-	115,298
Changes in assets and liabilities:				
Accounts receivable	-	2,750	-	2,750
Inventories	(65,905)	-	-	(65,905)
Increase (decrease) in:				
Accounts payable	474,104	977,541	(1,686)	1,449,959
Accrued liabilities	(4,428)	588	-	(3,840)
Unearned revenue	13	-	-	13
Compensated absences	(13,867)	(10,662)	-	(24,529)
<b>NET CASH PROVIDED BY OPERATING ACTIVITIES</b>	<b><u>\$ -</u></b>	<b><u>\$ 118,334</u></b>	<b><u>\$ 418,988</u></b>	<b><u>\$ 537,322</u></b>

**CITY OF CORTEZ, COLORADO**  
**SHOP FUND**  
**SCHEDULE OF REVENUES, EXPENSES, AND CHANGES IN FUND NET POSITION - BUDGET AND ACTUAL**  
**For the Year Ended December 31, 2024**

	ORIGINAL BUDGET	FINAL BUDGET	ACTUAL (BUDGETARY BASIS)	VARIANCE- POSITIVE (NEGATIVE)
OPERATING REVENUES				
Interfund charges	\$ 473,154	\$ 473,154	\$ 466,631	\$ (6,523)
Miscellaneous revenue	5,120	5,120	-	(5,120)
TOTAL OPERATING REVENUES	<u>478,274</u>	<u>478,274</u>	<u>466,631</u>	<u>(11,643)</u>
OPERATING EXPENSES				
Shop	871,558	871,558	736,650	134,908
Building overhead	119,256	119,256	119,898	(642)
Depreciation	-	-	1,750	(1,750)
TOTAL OPERATING EXPENSES	<u>990,814</u>	<u>990,814</u>	<u>858,298</u>	<u>132,516</u>
OPERATING (LOSS)	<u>(512,540)</u>	<u>(512,540)</u>	<u>(391,667)</u>	<u>120,873</u>
NON-OPERATING (EXPENSES)				
Transfers (out)	<u>(44,377)</u>	<u>(44,377)</u>	-	44,377
TOTAL NON-OPERATING (EXPENSES)	<u>(44,377)</u>	<u>(44,377)</u>	-	44,377
CHANGE IN NET POSITION - BUDGET BASIS	<u>\$ (556,917)</u>	<u>\$ (556,917)</u>	(391,667)	<u>\$ 165,250</u>
Net Position, Beginning (Deficit)			<u>(1,713,078)</u>	
Net Position, Ending (Deficit)			<u>\$ (2,104,745)</u>	

**CITY OF CORTEZ, COLORADO**  
**TECHNOLOGY FUND**  
**SCHEDULE OF REVENUES, EXPENSES, AND CHANGES IN FUND NET POSITION - BUDGET AND ACTUAL**  
**For the Year Ended December 31, 2024**

	ORIGINAL BUDGET	FINAL BUDGET	ACTUAL (BUDGETARY BASIS)	VARIANCE- POSITIVE (NEGATIVE)
<b>OPERATING REVENUES</b>				
Charges for services	\$ 44,000	\$ 44,000	\$ 33,000	\$ (11,000)
Miscellaneous revenue	25,000	25,000	1,141	(23,859)
<b>TOTAL OPERATING REVENUES</b>	<u>69,000</u>	<u>69,000</u>	<u>34,141</u>	<u>(34,859)</u>
<b>OPERATING EXPENSES</b>				
Technology	863,876	863,876	702,316	161,560
Telecommunications	169,588	169,588	183,708	(14,120)
Depreciation	-	-	760	(760)
Amortization	-	-	112,788	(112,788)
Interest	-	-	11,002	(11,002)
<b>TOTAL OPERATING EXPENSES</b>	<u>1,033,464</u>	<u>1,033,464</u>	<u>1,010,574</u>	<u>22,890</u>
<b>OPERATING (LOSS)</b>	<u>(964,464)</u>	<u>(964,464)</u>	<u>(976,433)</u>	<u>(11,969)</u>
<b>CHANGE IN NET POSITION - BUDGET BASIS</b>	<u>\$ (964,464)</u>	<u>\$ (964,464)</u>	<u>(976,433)</u>	<u>\$ (11,969)</u>
Net Position, Beginning			<u>(2,759,035)</u>	
Net Position, Ending (Deficit)			<u>\$ (3,735,468)</u>	

**CITY OF CORTEZ, COLORADO**  
**SELF-INSURED HEALTH FUND**  
**SCHEDULE OF REVENUES, EXPENSES, AND CHANGES IN FUND NET POSITION - BUDGET AND ACTUAL**  
**For the Year Ended December 31, 2024**

	ORIGINAL BUDGET	FINAL BUDGET	ACTUAL (BUDGETARY BASIS)	VARIANCE- POSITIVE (NEGATIVE)
OPERATING REVENUES				
Charges for services	\$ 2,670,841	\$ 2,670,841	\$ 2,924,132	\$ 253,291
TOTAL OPERATING REVENUES	<u>2,670,841</u>	<u>2,670,841</u>	<u>2,924,132</u>	<u>253,291</u>
OPERATING EXPENSES				
Health claims	<u>2,670,084</u>	<u>2,670,084</u>	<u>2,503,458</u>	<u>166,626</u>
TOTAL OPERATING EXPENSES	<u>2,670,084</u>	<u>2,670,084</u>	<u>2,503,458</u>	<u>166,626</u>
OPERATING INCOME	<u>757</u>	<u>757</u>	<u>420,674</u>	<u>419,917</u>
CHANGE IN NET POSITION - BUDGET BASIS	<u>\$ 757</u>	<u>\$ 757</u>	420,674	<u>\$ 419,917</u>
Net Position, Beginning			<u>2,954,228</u>	
Net Position, Ending			<u>\$ 3,374,902</u>	

**CITY OF CORTEZ, COLORADO  
STATISTICAL SECTION  
TABLE OF CONTENTS**

The statistical section of the City's annual comprehensive financial report presents detailed information as a context for understanding what the information presented in the financial statements, note disclosures and required supplementary information say about the City's overall financial health.

Contents	Page
<b>Financial Trends</b>	
These schedules contain trend information to help the reader understand how the City's financial performance and well being have changed over time.	69 - 73
<b>Revenue Capacity</b>	
These schedules contain information to help the reader assess the City's most significant local revenue sources, the property tax (or sales tax).	74 - 78
<b>Debt Capacity</b>	
These schedules present information to help the reader assess the affordability of the City's current level of outstanding debt and the City's ability to issue additional debt in the future.	79 - 80
<b>Demographic and Economic Information</b>	
These schedules offer demographic and economic indicators to help the reader understand the environment within which the City's financial activities take place.	81 - 82
<b>Operating Information</b>	
These schedules contain service and infrastructure data to help the reader understand how the information in the City's financial report relates to the services the City provides and the activities it performs.	83 - 89

**Sources:** Unless otherwise noted, the information in these schedules is derived from the annual comprehensive report for the relevant year.

CITY OF CORTEZ, COLORADO  
NET POSITION BY COMPONENT  
LAST TEN FISCAL YEARS  
(ACCRUAL BASIS OF ACCOUNTING)  
(unaudited)

	2015	2016	2017	2018	2019	2020	2021	2022	2023	2024
Governmental Activities:										
Net investment in capital assets	\$ 20,750,168	\$ 20,879,297	\$ 20,550,742	\$ 21,492,839	\$ 20,493,252	\$ 19,405,325	\$ 18,414,546	\$ 18,260,317	\$ 17,810,863	\$ 17,506,720
Restricted	4,196,468	492,456	399,951	366,789	366,789	366,789	366,789	366,789	366,789	366,789
Unrestricted	2,795,268	6,284,009	6,236,954	4,208,224	5,597,596	9,347,266	13,124,874	13,841,239	11,351,425	9,741,684
TOTAL GOVERNMENTAL ACTIVITIES NET POSITION	<u>\$ 27,741,904</u>	<u>\$ 27,655,762</u>	<u>\$ 27,187,647</u>	<u>\$ 26,067,852</u>	<u>\$ 26,457,637</u>	<u>\$ 29,119,380</u>	<u>\$ 31,906,209</u>	<u>\$ 32,468,345</u>	<u>\$ 29,529,077</u>	<u>\$ 27,615,193</u>
Business-Type Activities:										
Net investment in capital assets	\$ 20,983,793	\$ 21,819,361	\$ 21,527,238	\$ 21,641,622	\$ 21,333,612	\$ 22,665,624	\$ 22,497,513	\$ 21,598,114	\$ 24,305,083	\$ 25,112,685
Restricted	698,304	738,620	694,460	640,968	621,877	555,525	577,539	577,539	-	-
Unrestricted	5,718,410	5,617,342	6,061,565	6,207,363	6,104,284	9,425,955	10,750,414	13,326,217	17,108,309	18,229,118
TOTAL BUSINESS-TYPE ACTIVITIES NET POSITION	<u>\$ 27,400,507</u>	<u>\$ 28,175,323</u>	<u>\$ 28,283,263</u>	<u>\$ 28,489,953</u>	<u>\$ 28,059,773</u>	<u>\$ 32,647,104</u>	<u>\$ 33,825,466</u>	<u>\$ 35,501,870</u>	<u>\$ 41,413,392</u>	<u>\$ 43,341,803</u>
Primary Government:										
Net investment in capital assets	\$ 41,733,961	\$ 42,698,658	\$ 42,077,980	\$ 43,134,461	\$ 41,826,864	\$ 42,070,949	\$ 40,912,059	\$ 39,858,431	\$ 42,115,946	\$ 42,619,405
Restricted	4,894,772	1,231,076	1,094,411	1,007,757	988,666	922,314	944,328	944,328	366,789	366,789
Unrestricted	8,513,678	11,901,351	12,298,519	10,415,587	11,701,880	18,773,221	23,875,288	27,167,456	28,459,734	27,970,802
TOTAL PRIMARY GOVERNMENT NET POSITION	<u>\$ 55,142,411</u>	<u>\$ 55,831,085</u>	<u>\$ 55,470,910</u>	<u>\$ 54,557,805</u>	<u>\$ 54,517,410</u>	<u>\$ 61,766,484</u>	<u>\$ 65,731,675</u>	<u>\$ 67,970,215</u>	<u>\$ 70,942,469</u>	<u>\$ 70,956,996</u>

CITY OF CORTEZ, COLORADO  
 CHANGES IN NET POSITION  
 LAST TEN FISCAL YEARS  
 (ACCRUAL BASIS OF ACCOUNTING)  
 (unaudited)

	2015	2016	2017	2018	2019	2020	2021	2022	2023	2024
<b>EXPENSES:</b>										
Governmental Activities:										
General government	\$ 2,436,040	\$ 2,652,512	\$ 2,235,087	\$ 5,629,775	\$ 5,607,816	\$ 2,983,450	\$ 2,859,671	\$ 3,511,929	\$ 7,563,057	\$ 4,003,046
General services	2,437,761	1,213,530	1,745,140	1,505,822	1,223,186	4,607,355	4,787,953	4,972,869	6,060,301	6,700,577
Public safety	3,923,237	4,060,844	4,147,242	4,003,769	4,322,330	4,106,792	4,414,165	4,650,143	4,734,236	5,150,797
Public works	1,078,232	1,178,485	3,944,435	3,665,789	3,171,860	1,869,574	3,271,079	4,169,906	3,675,922	4,192,546
Parks and recreation	1,992,656	2,130,401	2,731,390	2,574,385	2,639,983	1,962,383	1,986,644	2,527,582	2,824,626	3,171,132
Internal charges	(266,580)	1,340,665	1,511,379	1,698,608	1,345,472	877,388	775,091	657,938	759,931	650,043
<b>TOTAL GOVERNMENTAL ACTIVITIES EXPENSES</b>	<b>11,601,346</b>	<b>12,576,437</b>	<b>16,314,673</b>	<b>19,078,148</b>	<b>18,310,647</b>	<b>16,406,942</b>	<b>18,094,603</b>	<b>20,490,367</b>	<b>25,618,073</b>	<b>23,868,141</b>
Business-Type Activities:										
Airport	490,642	488,632	518,266	500,807	609,631	1,083,214	922,916	813,115	969,042	1,607,270
Recreation	1,336,882	1,339,530	1,598,335	2,803,085	2,283,798	910,154	1,182,886	1,309,984	1,550,862	1,893,912
Water	2,334,044	2,250,364	3,041,136	2,508,875	3,373,240	2,085,757	3,268,863	3,044,924	3,701,941	3,181,413
Solid waste collection	1,038,254	1,164,413	1,131,046	1,225,033	1,325,991	1,326,757	1,406,945	1,355,886	1,627,267	1,776,937
Police dispatch	726,090	744,722	871,807	907,017	788,601	726,728	741,975	831,904	936,739	1,075,211
Hydro plant	88,631	93,792	84,957	85,717	77,434	80,731	83,575	81,943	119,985	118,751
City community network	347,991	341,575	982,849	532,620	307,916	405,922	697,872	317,276	936,480	84,107
<b>TOTAL BUSINESS-TYPE ACTIVITIES EXPENSES</b>	<b>6,362,534</b>	<b>6,423,028</b>	<b>8,228,396</b>	<b>8,563,154</b>	<b>8,766,611</b>	<b>6,619,263</b>	<b>8,305,032</b>	<b>7,755,032</b>	<b>9,842,316</b>	<b>9,737,601</b>
<b>TOTAL PRIMARY GOVERNMENT EXPENSES</b>	<b>17,963,880</b>	<b>18,999,465</b>	<b>24,543,069</b>	<b>27,641,302</b>	<b>27,077,258</b>	<b>23,026,205</b>	<b>26,399,635</b>	<b>28,245,399</b>	<b>35,460,389</b>	<b>\$ 33,605,742</b>
<b>PROGRAM REVENUE:</b>										
Governmental Activities:										
Charges for services:										
General government	\$ 134,847	\$ 120,838	\$ 238,413	\$ 2,858,031	\$ 2,860,265	\$ 2,708,689	\$ 2,690,974	\$ 2,672,697	\$ -	\$ -
General services	-	-	88,914	71,519	75,584	61,203	52,409	79,991	2,785,253	2,957,132
Public safety	74,087	84,418	-	-	-	32,193	27,886	50,463	56,675	67,479
Public works	72,884	182,059	345,068	152,850	418,716	235,498	264,580	222,603	273,607	237,708
Parks and recreation	478,994	447,968	475,834	501,836	495,252	615,788	800,015	666,515	734,311	822,963
Operating grants and contributions:										
General government	1,216,810	1,191,412	1,505,118	1,623,851	1,577,184	2,059,933	2,044,897	2,435,963	89,780	249,162
General services	-	-	147,662	185,739	245,602	-	-	-	-	-
Public safety	213,733	174,123	-	-	-	100,249	82,123	137,921	39,603	269,016
Public works	381,060	373,021	360,521	422,877	445,338	460,757	487,483	532,095	-	-
Parks and recreation	127,369	117,289	101,789	151,219	58,885	198,700	118,092	129,155	190,210	185,941
Capital grants and contributions:										
Capital projects	-	1,756,625	268,375	-	-	-	-	-	-	-
<b>TOTAL GOVERNMENTAL ACTIVITIES PROGRAM REVENUE</b>	<b>2,699,784</b>	<b>4,447,753</b>	<b>3,531,694</b>	<b>5,967,922</b>	<b>6,176,826</b>	<b>6,473,010</b>	<b>6,568,459</b>	<b>6,927,403</b>	<b>4,169,439</b>	<b>4,789,401</b>

CITY OF CORTEZ, COLORADO  
 CHANGES IN NET POSITION (CONTINUED)  
 LAST TEN FISCAL YEARS  
 (ACCRUAL BASIS OF ACCOUNTING)  
 (unaudited)

	2015	2016	2017	2018	2019	2020	2021	2022	2023	2024
PROGRAM REVENUE: (continued)										
Business-Type Activities:										
Charges for services:										
Airport	\$ 209,453	\$ 228,724	\$ 264,930	\$ 250,694	\$ 403,158	\$ 169,231	\$ 171,241	\$ 169,588	\$ 179,159	\$ 190,583
Recreation	531,177	525,654	738,934	528,361	775,707	413,070	424,023	420,598	444,873	445,013
Water	2,258,839	2,884,693	2,890,368	3,221,735	2,983,837	3,652,698	3,633,937	3,687,586	3,859,682	4,354,125
Solid waste collection	1,194,928	1,351,726	1,259,556	1,316,954	1,379,612	1,476,908	1,501,942	1,600,825	1,911,995	1,983,948
Police dispatch	761,685	993,954	744,500	988,413	920,318	885,258	725,111	829,813	544,222	490,080
Hydro plant	60,275	75,540	72,399	74,036	66,600	59,355	26,770	9,067	-	-
City community network	267,106	193,312	202,023	526,878	344,923	550,014	443,320	434,476	313,150	151,012
Operating grants and contributions:										
Airport	-	-	-	-	-	342,953	19,011	32,117	59,718	32,115
Water	-	-	76,817	-	-	-	-	-	-	15,475
City community network	-	-	609,668	350,436	-	-	-	-	-	-
Capital grants and contributions:										
Airport	-	-	-	-	-	1,933,820	564,344	314,716	325,970	556,792
Water	231,033	19,180	-	-	-	-	-	-	-	-
City community network	-	24,665	-	-	-	-	-	-	-	-
TOTAL BUSINESS-TYPE ACTIVITIES										
PROGRAM REVENUE	5,514,496	6,297,448	6,859,195	7,257,507	6,874,155	9,483,307	7,509,699	7,498,786	7,638,769	8,219,143
TOTAL PRIMARY GOVERNMENT										
PROGRAM REVENUES	8,214,280	10,745,201	10,390,889	13,225,429	13,050,981	15,956,317	14,078,158	14,426,189	11,808,208	13,008,544
NET (EXPENSE) REVENUE:										
Governmental Activities	(8,901,562)	(8,128,684)	(12,782,979)	(13,110,226)	(12,133,821)	(9,933,932)	(11,526,144)	(13,562,964)	(21,448,634)	(19,078,740)
Business-Type Activities	(848,038)	(125,580)	(1,369,201)	(1,305,647)	(1,892,456)	2,864,044	(795,333)	(256,246)	(2,203,547)	(1,518,458)
TOTAL PRIMARY GOVERNMENT NET										
(EXPENSE) REVENUE	(9,749,600)	(8,254,264)	(14,152,180)	(14,415,873)	(14,026,277)	(7,069,888)	(12,321,477)	(13,819,210)	(23,652,181)	(20,597,198)
GENERAL REVENUES AND OTHER CHANGES IN NET POSITION:										
Governmental Activities:										
Taxes:										
Property and sales taxes	9,184,754	9,427,492	9,807,574	9,762,720	10,434,216	11,187,771	12,879,700	12,880,203	13,685,617	13,217,119
Franchise taxes	637,572	591,439	603,152	575,349	619,515	617,110	616,350	672,872	748,003	715,883
Other intergovernmental	-	-	-	-	-	-	-	-	1,887,459	2,284,998
Interfund charges	(99,456)	70,000	1,509,923	1,482,608	1,056,502	475,955	441,061	535,833	1,631,404	859,048
Investment income	27,950	20,180	25,879	52,856	125,162	174,992	9,202	(41,243)	220,562	561,194
Loss on sale of capital assets	-	-	-	-	(211,316)	-	-	-	-	-
Miscellaneous revenue	33,941	111,026	379,996	187,528	321,027	64,847	366,660	77,435	336,321	220,760
Transfers	-	252,441	-	-	178,500	75,000	-	-	-	(694,146)
TOTAL GOVERNMENTAL ACTIVITIES:	9,784,761	10,472,578	12,326,524	12,061,061	12,523,606	12,595,675	14,312,973	14,125,100	18,509,366	17,164,856
Business-Type Activities:										
Taxes:										
Property and sales taxes	1,379,751	1,416,484	1,473,846	1,495,365	1,624,479	1,748,108	1,957,132	1,908,365	1,951,024	1,956,394
Interfund charges	-	-	-	-	-	-	-	-	4,138,461	334,768
Investment income	33,437	7,677	3,295	16,972	16,297	31,779	2,314	(1,836)	79,184	382,554
Miscellaneous revenue	-	-	-	-	-	18,400	14,249	26,121	1,946,400	79,007
Transfers	-	(252,441)	-	-	(178,500)	(75,000)	-	-	-	694,146
TOTAL BUSINESS-TYPE ACTIVITIES:	1,413,188	1,171,720	1,477,141	1,512,337	1,462,276	1,723,287	1,973,695	1,932,650	8,115,069	3,446,869
TOTAL PRIMARY GOVERNMENT:	11,197,949	11,644,298	13,803,665	13,573,398	13,985,882	14,318,962	16,286,668	16,057,750	26,624,435	20,611,725
CHANGES IN NET POSITION:										
Governmental Activities	883,199	2,343,894	(456,455)	(1,049,165)	389,785	2,661,743	2,786,829	562,136	(2,939,268)	(1,913,884)
Business-Type Activities	565,150	1,046,140	107,940	206,690	(430,180)	4,587,331	1,178,362	1,676,404	5,911,522	1,928,411
TOTAL PRIMARY GOVERNMENT:	\$ 1,448,349	\$ 3,390,034	\$ (348,515)	\$ (842,475)	\$ (40,395)	\$ 7,249,074	\$ 3,965,191	\$ 2,238,540	\$ 2,972,254	\$ 14,527

CITY OF CORTEZ, COLORADO  
PROGRAM REVENUES BY FUNCTION/PROGRAM  
LAST TEN FISCAL YEARS  
(ACCRUAL BASIS OF ACCOUNTING)  
(unaudited)

FUNCTION/PROGRAM	2015	2016	2017	2018	2019	2020	2021	2022	2023	2024
Governmental Activities:										
General government	\$ 1,351,657	\$ 1,312,250	\$ 1,743,531	\$ 4,481,882	\$ 4,437,449	\$ 4,768,622	\$ 4,735,871	\$ 5,108,660	\$ 89,780	\$ 249,162
General services	-	-	236,576	257,258	321,186	61,203	52,409	79,991	2,785,253	2,957,132
Public safety	287,820	258,541	-	-	-	132,442	110,009	188,384	96,278	336,495
Public works	453,944	555,080	705,589	575,727	864,054	696,255	752,063	754,698	273,607	273,708
Parks and recreation	606,363	565,257	577,623	653,055	554,137	814,488	918,107	795,670	924,521	1,008,904
Capital projects	-	1,756,625	268,375	-	-	-	-	-	-	-
TOTAL GOVERNMENTAL ACTIVITIES	<u>2,699,784</u>	<u>4,447,753</u>	<u>3,531,694</u>	<u>5,967,922</u>	<u>6,176,826</u>	<u>6,473,010</u>	<u>6,568,459</u>	<u>6,927,403</u>	<u>4,169,439</u>	<u>4,825,401</u>
Business-Type Activities:										
Airport	209,453	228,724	264,930	250,694	403,158	2,446,004	754,596	516,421	564,847	779,490
Recreation	531,177	525,654	738,934	528,361	775,707	413,070	424,023	420,598	444,873	445,013
Water	2,489,872	2,903,873	2,967,185	3,221,735	2,983,837	3,652,698	3,633,937	3,687,586	3,859,682	4,369,600
Solid waste collection	1,194,928	1,351,726	1,259,556	1,316,954	1,379,612	1,476,908	1,501,942	1,600,825	1,911,995	1,983,948
Police dispatch	761,685	993,954	744,500	988,413	920,318	885,258	725,111	829,813	544,222	490,080
Hydro plant	60,275	75,540	72,399	74,036	66,600	59,355	26,770	9,067	-	-
City community network	267,106	217,977	811,691	877,314	344,923	550,014	443,320	434,476	313,150	151,012
TOTAL BUSINESS-TYPE ACTIVITIES	<u>5,514,496</u>	<u>6,297,448</u>	<u>6,859,195</u>	<u>7,257,507</u>	<u>6,874,155</u>	<u>9,483,307</u>	<u>7,509,699</u>	<u>7,498,786</u>	<u>7,638,769</u>	<u>8,219,143</u>
TOTAL GOVERNMENT	<u>\$ 8,214,280</u>	<u>\$ 10,745,201</u>	<u>\$ 10,390,889</u>	<u>\$ 13,225,429</u>	<u>\$ 13,050,981</u>	<u>\$ 15,956,317</u>	<u>\$ 14,078,158</u>	<u>\$ 14,426,189</u>	<u>\$ 11,808,208</u>	<u>\$ 13,044,544</u>

CITY OF CORTEZ, COLORADO  
 FUND BALANCES - GOVERNMENTAL FUNDS  
 LAST TEN FISCAL YEARS  
 (MODIFIED ACCRUAL BASIS OF ACCOUNTING)  
 (unaudited)

	2015	2016	2017	2018	2019	2020	2021	2022	2023	2024
General Fund:										
Nonspendable	\$ 69,987	\$ 165,371	\$ 108,561	\$ 140,380	\$ 57,951	\$ 57,951	\$ 51,775	\$ 51,775	\$ 51,775	\$ 51,775
Committed	1,466	1,245,975	-	-	-	-	-	-	-	-
Assigned	637,448	-	-	-	-	-	-	-	-	-
Unassigned	2,620,841	1,963,652	2,492,077	1,093,227	1,408,355	3,789,951	7,503,752	10,173,118	9,072,758	8,600,580
TOTAL GENERAL FUND	<u>3,329,742</u>	<u>3,374,998</u>	<u>2,600,638</u>	<u>1,233,607</u>	<u>1,466,306</u>	<u>3,847,902</u>	<u>7,555,527</u>	<u>10,224,893</u>	<u>9,124,533</u>	<u>8,652,355</u>
All Other Governmental Funds:										
Nonspendable	24,914	21,224	17,278	12	10,699	25,704	36,326	14,350	19,937	46,277
Restricted	4,196,468	492,456	377,391	366,789	366,789	366,789	366,789	366,789	366,789	366,789
Committed	-	1,306,423	2,301,319	1,286,733	2,063,958	2,991,854	2,991,854	2,991,854	2,991,854	625,460
Assigned	58,392	2,454,899	-	-	-	-	-	-	-	-
Unassigned	-	(18,971)	1,292,700	1,228,793	1,355,475	1,960,046	2,548,319	1,565,668	1,285,114	3,425,701
TOTAL ALL OTHER GOVERNMENTAL FUNDS	<u>\$ 4,279,774</u>	<u>\$ 4,256,031</u>	<u>\$ 3,988,688</u>	<u>\$ 2,882,327</u>	<u>\$ 3,796,921</u>	<u>\$ 5,344,393</u>	<u>\$ 5,943,288</u>	<u>\$ 4,938,661</u>	<u>\$ 4,663,694</u>	<u>\$ 4,464,227</u>

CITY OF CORTEZ, COLORADO  
 CHANGES IN FUND BALANCES - GOVERNMENTAL FUNDS  
 LAST TEN FISCAL YEARS  
 (MODIFIED ACCRUAL BASIS OF ACCOUNTING)  
 (unaudited)

	2015	2016	2017	2018	2019	2020	2021	2022	2023	2024
REVENUES:										
Taxes	\$ 9,822,326	\$ 10,018,931	\$ 10,410,726	\$ 10,338,069	\$ 11,053,731	\$ 11,804,881	\$ 13,496,050	\$ 13,553,075	\$ 14,433,620	\$ 13,933,002
Licenses, permits and fees	129,901	270,637	419,464	234,053	204,629	235,498	264,580	222,603	273,607	237,708
Intergovernmental	1,686,450	1,655,704	1,947,576	1,936,500	2,076,284	2,033,603	1,493,190	1,937,070	2,077,669	2,469,798
Charges for services	553,930	482,973	656,035	579,706	840,229	586,778	775,492	636,987	700,271	809,090
Interfund charges	167,124	70,000	235,640	-	-	-	-	-	-	392,417
Fines and forfeitures	76,981	81,673	74,130	54,564	65,764	32,193	27,886	50,463	56,675	67,479
Grants	203,521	1,938,709	430,044	404,709	231,134	840,336	1,227,315	1,309,043	129,383	518,178
Miscellaneous	110,292	149,268	410,304	282,861	465,780	274,752	464,884	132,098	1,684,282	795,827
TOTAL REVENUES	<u>12,750,525</u>	<u>14,667,895</u>	<u>14,583,919</u>	<u>13,830,462</u>	<u>14,937,551</u>	<u>15,808,041</u>	<u>17,749,397</u>	<u>17,841,339</u>	<u>19,355,507</u>	<u>19,223,499</u>
EXPENDITURES:										
General government	2,031,274	2,075,679	2,472,574	2,491,238	2,664,887	2,777,981	2,688,239	3,273,533	7,101,823	3,799,822
General services	5,229,904	1,549,895	1,444,290	1,368,338	1,092,691	993,130	966,637	1,078,919	1,726,056	2,155,540
Public safety	3,811,407	3,706,404	3,849,815	3,675,003	3,964,249	3,753,124	4,076,900	4,313,324	4,389,366	4,784,675
Public works	2,829,649	2,145,202	2,977,627	2,640,570	2,145,784	1,762,761	2,881,344	3,974,961	3,456,750	3,958,064
Parks and recreation	1,932,903	2,141,627	2,553,573	2,384,754	2,433,443	1,758,389	1,986,644	2,331,748	2,623,539	2,951,472
Capital projects	-	1,939,462	821,349	1,984,633	332,152	31,200	68,022	546,177	900,832	1,296,697
Internal charges	-	1,340,665	1,494,734	1,688,688	1,335,552	877,388	775,091	657,938	759,931	650,043
Debt service										
Principal	-	-	-	-	-	-	-	-	83,882	227,881
Interest	-	-	-	-	-	-	-	-	11,433	8,407
TOTAL EXPENDITURES	<u>15,835,137</u>	<u>14,898,934</u>	<u>15,613,962</u>	<u>16,233,224</u>	<u>13,968,758</u>	<u>11,953,973</u>	<u>13,442,877</u>	<u>16,176,600</u>	<u>21,053,612</u>	<u>19,832,601</u>
EXCESS OF REVENUES OVER (UNDER) EXPENDITURES	<u>(3,084,612)</u>	<u>(231,039)</u>	<u>(1,030,043)</u>	<u>(2,402,762)</u>	<u>968,793</u>	<u>3,854,068</u>	<u>4,306,520</u>	<u>1,664,739</u>	<u>(1,698,105)</u>	<u>(609,102)</u>
OTHER FINANCING SOURCES (USES)										
Transfers in	429,805	2,406,256	46,239	7,049	249,411	75,000	-	-	-	308,763
Transfers out	(429,805)	(2,153,704)	(46,239)	(7,049)	(70,911)	-	-	-	-	(1,002,909)
Finance lease proceeds	-	-	-	-	-	-	-	-	322,778	631,603
TOTAL OTHER FINANCING SOURCES (USES)	<u>-</u>	<u>252,552</u>	<u>-</u>	<u>-</u>	<u>178,500</u>	<u>75,000</u>	<u>-</u>	<u>-</u>	<u>322,778</u>	<u>(62,543)</u>
NET CHANGES IN FUND BALANCE	<u>\$ (3,084,612)</u>	<u>\$ 21,513</u>	<u>\$ (1,030,043)</u>	<u>\$ (2,402,762)</u>	<u>\$ 1,147,293</u>	<u>\$ 3,929,068</u>	<u>\$ 4,306,520</u>	<u>\$ 1,664,739</u>	<u>\$ (1,375,327)</u>	<u>\$ (671,645)</u>
DEBT SERVICE AS A PERCENTAGE OF NONCAPITAL EXPENDITURES	0.0%	0.0%	0.0%	0.0%	0.0%	0.0%	0.0%	0.0%	0.5%	1.3%

CITY OF CORTEZ, COLORADO  
TAX REVENUES BY SOURCE - GOVERNMENTAL FUNDS  
LAST TEN FISCAL YEARS  
(MODIFIED ACCRUAL BASIS OF ACCOUNTING)  
(unaudited)

Fiscal Year	Property Tax*	Sales Tax	Use Tax	Lodgers Tax	Marijuana Tax**	Franchise Tax*	Total
2015	\$ -	\$ 10,277,941	\$ 93,298	\$ 224,485	\$ 285,405	\$ -	\$ 10,881,129
2016	261,051	10,395,112	66,620	223,981	529,316	580,265	12,056,345
2017	244,274	11,000,641	56,809	241,323	896,613	577,212	13,016,872
2018	90,433	11,133,299	67,121	225,272	960,665	614,406	13,091,196
2019	77,120	11,398,984	463,497	234,155	1,077,222	619,516	13,870,494
2020	93,288	12,086,032	394,552	138,819	1,384,237	605,100	14,702,028
2021	115,719	13,809,032	445,590	278,624	1,428,331	617,308	16,694,604
2022	728,329	13,792,528	494,731	266,563	1,006,792	669,179	16,958,122
2023	449,423	14,009,669	540,698	258,693	195,728	750,395	16,204,606
2024	158,666	12,146,814	629,835	260,801	145,414	715,883	14,057,413
Change 2015 - 2024*	-39%	18%	575%	16%	-49%	23%	29%

Source: City records.

\*Data for 2015 not available due to software conversion for many taxes. Calculation of change from 2015 - 2024 may fluctuate on year due to software conversion data.

\*\*Marijuana Tax was collected starting in 2015.

CITY OF CORTEZ, COLORADO  
 ASSESSED VALUE AND ESTIMATED ACTUAL VALUE OF TAXABLE PROPERTY  
 LAST TEN FISCAL YEARS  
 (unaudited)

Assessment Year	Residential Property	Commercial Property	Industrial Property	Farm Property	Natural Resources (Non-Metallic)	Oil & Gas	Total Assessed Value	Percent Growth	Total Direct Tax Rate	Total Taxable Assessed Value
2015	\$ 106,125,560	\$ 64,778,150	\$ 13,105,720	\$ 36,264,330	\$ 847,810	\$ 482,532,180	\$ 703,653,750	1.107	1.28	\$ 549,729,492
2016	107,399,110	67,035,620	15,047,340	36,603,700	915,840	348,194,560	575,196,170	0.817	1.31	439,081,046
2017	107,798,110	65,730,580	14,275,850	40,143,210	907,070	277,446,250	506,301,070	0.880	1.21	418,430,636
2018	109,923,850	67,604,340	14,389,100	40,023,000	989,880	355,269,300	588,199,470	1.162	1.24	474,354,411
2019	115,175,710	68,898,300	14,117,080	36,847,220	777,920	395,544,370	631,360,600	1.073	1.30	485,662,000
2020	128,272,790	75,288,940	17,080,410	40,619,010	913,580	399,421,760	661,596,490	1.048	1.29	512,865,496
2021	127,179,620	69,347,890	15,788,950	42,133,160	884,720	271,250,200	526,584,540	0.796	1.21	435,193,835
2022	123,397,990	68,183,780	15,349,930	39,401,650	878,340	303,716,980	550,928,670	1.046	1.21	455,312,950
2023	128,272,790	75,288,940	17,080,410	40,619,010	913,580	399,421,760	661,596,490	1.201	1.23	536,139,781
2024	131,376,230	78,759,120	15,768,700	40,607,590	637,270	318,767,840	585,916,750	0.886	1.25	470,615,863

Source: County Assessor

CITY OF CORTEZ, COLORADO  
DIRECT AND OVERLAPPING PROPERTY TAX RATES  
LAST TEN FISCAL YEARS  
(unaudited)

Note: This information was not available from Montezuma County Assessor.

Source: County Assessor

CITY OF CORTEZ, COLORADO  
PRINCIPAL PROPERTY TAXPAYERS  
CURRENT AND NINE YEARS AGO  
(unaudited)

Note: This information was not available from Montezuma County Assessor.

Source: County Assessor

CITY OF CORTEZ, COLORADO  
PROPERTY TAX LEVIES AND COLLECTIONS  
LAST TEN FISCAL YEARS  
(unaudited)

Fiscal Year Ended	Tax Year	Valuation per County	Collected within the Fiscal Year of the Levy			Collections in Subsequent Years	Total Collections to Date	
			Levy	Amount	Percentage of Levy		Amount	Percentage of Levy
2015	2014	\$ 84,663,380	1.28	\$ 108,369	100%	\$ -	\$ 108,369	100%
2016	2015	87,935,000	1.31	115,195	100%	-	115,195	100%
2017	2016	88,085,710	1.21	106,584	100%	-	106,584	100%
2018	2017	87,319,880	1.24	108,277	100%	-	108,277	100%
2019	2018	88,128,980	1.30	114,568	100%	-	114,568	100%
2020	2019	90,862,810	1.30	117,719	100%	-	117,719	100%
2021	2020	89,952,080	1.05	94,809	100%	-	94,809	100%
2022	2021	95,486,810	1.17	111,891	100%	-	111,891	100%
2023	2022	93,707,080	1.23	115,659	100%	-	115,659	100%
2024	2023	104,029,660	1.25	158,666	100%	-	158,666	100%

Source: Montezuma County Treasurer

Note: Collections for property taxes are collected in full of the tax year every year through the tax lien sale.

CITY OF CORTEZ, COLORADO  
RATIOS OF NET GENERAL BONDED DEBT OUTSTANDING BY TYPE  
LAST TEN FISCAL YEARS  
(unaudited)

Assessment Year	Governmental Activities				Percentage of Actual Property Value	Debt per Capita
	General Obligation Bonds	Less Amount Available in Debt Service	Net General Bonded Debt	Lease Payable		
2015	\$ -	\$ -	\$ -	\$ -	0.00%	\$ -
2016	-	-	-	-	0.00%	-
2017	-	-	-	-	0.00%	-
2018	-	-	-	-	0.00%	-
2019	-	-	-	-	0.00%	-
2020	-	-	-	-	0.00%	-
2021	-	-	-	-	0.00%	-
2022	-	-	-	20,850	0.00%	2
2023	-	-	-	511,006	0.10%	58
2024	-	-	-	694,697	0.15%	79

Assessment Year	Business-Type Activities				Percentage of Per Capita	Per Capita
	Loans Payable	Lease Payable	Refunding Revenue Bonds	Total Primary Government		
2015	\$ 5,778,224	\$ -	\$ 3,217,861	\$ 8,996,085	0.01%	\$ 1,052
2016	5,572,641	-	2,722,472	8,295,113	0.01%	968
2017	5,288,811	-	2,216,854	7,505,665	0.01%	873
2018	4,998,270	-	1,682,153	6,680,423	0.01%	774
2019	4,693,237	-	1,137,225	5,830,462	0.01%	674
2020	4,376,883	-	572,173	4,949,056	0.01%	565
2021	4,048,692	-	-	4,048,692	0.01%	454
2022	3,775,109	-	-	3,795,959	0.01%	422
2023	-	1,063,970	-	1,574,976	0.01%	178
2024	-	873,217	-	1,567,914	0.01%	179

**Note:** Details regarding the City's outstanding debt may be found in the notes to the basic financial statements. As a Home Rule entity, the City has no statutory debt limit.  
**Note:** Beginning in 2014, the refunding revenue bonds are presented net of unamortized premium/discount and deferred charge.

CITY OF CORTEZ, COLORADO  
DIRECT AND OVERLAPPING GOVERNMENTAL ACTIVITIES DEBT  
(unaudited)

Note: This information was not available from Montezuma County Assessor.

Source: County Assessor

**CITY OF CORTEZ, COLORADO**  
**DEMOGRAPHIC AND ECONOMIC STATISTICS**  
**LAST TEN FISCAL YEARS**  
**(unaudited)**

Fiscal Year Ended December 31	Population (1)	Median Household Income (2)	Personal Income (2)	Per Capita Income (2)	Unemployment Rate (3)
2015	\$ 8,550	\$ 42,412	\$ 1,032,187	\$ 40,507	5.5%
2016	8,571	39,530	1,029,245	40,010	4.7%
2017	8,600	40,183	1,045,673	40,541	3.7%
2018	8,633	40,048	1,093,755	42,305	4.5%
2019	8,652	42,271	1,133,176	43,811	4.1%
2020	8,766	42,245	1,216,110	46,985	6.8%
2021	8,909	51,924	1,353,859	51,642	6.0%
2022	8,996	55,962	1,336,853	50,508	3.8%
2023	8,832	55,962	1,336,853	49,583	4.0%
2024	8,766	51,377	1,336,853	29,086	3.5%

**Sources:**

- (1) Census Bureau midyear population estimate. BEA produced intercensal annual county population statistics for 2010 to 2019 that are tied to the Census Bureau decennial counts for 2010 and 2020. BEA developed intercensal population statistics because this data was not published when Census released county population data for 2020 through 2022, which are based on the 2020 decennial counts. BEA used the Census Bureau Das Gupta method (see <https://www2.census.gov/programs-surveys/popest/technical-documentation/methodology/intercensal/2000-2010-intercensal-estimates-methodology.pdf>), modified to account for an extra leap year day, to produce the intercensal population figures that will be used until Census releases its official intercensal population data.
- (2) decennial counts for 2010 and 2020. BEA developed intercensal population statistics because this data was not published when Census released county population data for 2020 and 2022, which are based on the 2020 decennial counts. BEA used the Census Bureau Das Gupta method (see <https://www2.census.gov/programs-surveys/popest/technical-documentation/methodology/intercensal/2000-2010-intercensal-estimates-methodology.pdf>), modified to account for an extra leap year day, to produce the intercensal population figures that will be used until Census releases its official intercensal population data.
- Metropolitan Areas are defined (geographically delineated) by the Office of Management and Budget (OMB) bulletin no. 20-01 issued March 6, 2020.
- Note. All dollar estimates are in thousands of current dollars (not adjusted for inflation). Statistics presented in thousands of dollars do not indicate more precision than statistics presented in millions of dollars.
- Last updated: November 16, 2023-- new statistics for 2022; revised statistics for 1979-2021.
- (3) Homefacts.com/unemployment

CITY OF CORTEZ, COLORADO  
 PRINCIPAL EMPLOYERS  
 CURRENT AND NINE YEARS AGO  
 (unaudited)

2014*			2023*		
Employer	Employees	Rank	Employer	Employees	Rank
Montezuma Cortez School District RE1	463	1	Ute Mountain Ute Tribe - Government	1300	1
Ute Mountain Casino	415	2	Montezuma Cortez School Dist. RE1	325	2
Southwest Health Systems	385	3	Southwest Health Systems	300	3
Ute Mountain Ute Tribe - Government	342	4	Walmart	224	4
Walmart	340	5	Montezuma County	206	5
Montezuma County	273	6	City Market	202	6
City of Cortez	164	7	Dept of Interior - Mesa Verde	200	7
Pasco SW Inc	123	8	Far View Lodge	150	8
City Market	115	9	City of Cortez	146	9

\*The information per City is updated every other year. No current information to present in 2024 financials.

Source: Region9 Economic Development District

CITY OF CORTEZ, COLORADO  
 FULL-TIME EQUIVALENT CITY GOVERNMENT EMPLOYEES BY FUNCTION/PROGRAM  
 LAST TEN FISCAL YEARS  
 (unaudited)

Function/Program	Full-Time Equivalent Employees as of December 31									
	2015	2016	2017	2018	2019	2020	2021	2022	2023	2024
IT	3	4	4	4	3	3	4	5	5	4
Street Improvement	0	0	0	0	0	0	0	1	4	4
City Attorney	0	0	0	0	0	0	0	1	2	2
Human Resources	2	2	2	2	2	2	2	2	2	2
Municipal Court	2	2	2	2	2	2	2	2	2	2
City Manager	2	2	3	3	3	2	2	2	2	2
Finance	5	5	5	5	5	5	5	6	6	6
City Clerk	1	1	1	1	1	1	1	1	1	1
Dispatch	8	8	11	7	9	9	8	10	12	13
Marketing	1	1	1	1	1	1	1	1	0	1
Library	4	4	5	5	5	4	3	5	5	6
Shop	4	4	4	5	5	5	5	5	5	5
General Services	1	1	1	1	1	1	1	1	1	1
Building Maintenance	3	3	3	3	3	3	3	3	3	3
Welcome Center	1	1	1	1	0	0	0	0	0	0
Police Admin	4	4	4	4	4	4	4	4	4	4
Police Patrol	23	25	23	21	21	23	24	24	23	24
Police Support	3	3	3	3	3	3	3	3	3	3
Police Detective	8	8	7	11	10	11	10	9	8	7
Kennel	2	2	2	2	2	2	2	2	2	2
PW Admin	4	4	4	3	4	3	2	3	3	3
PW Streets	6	6	6	6	6	5	7	6	8	6
Street Cleaning	2	2	2	2	2	2	2	2	2	2
P & R Admin	1	1	1	1	1	1	0	1	1	1
Golf Course	3	3	3	3	3	3	3	2	3	3
Parks	3	3	3	3	3	3	3	4	4	3
Recreation	1	1	1	1	1	1	1	1	1	1
Rec Center	7	7	9	8	8	8	6	8	11	10
Planning & Building	4	4	5	5	4	4	3	4	5	5
Water Treatment	3	4	4	4	4	4	4	3	5	5
Water Trans & Dist	6	6	7	8	8	6	6	7	5	6
Airport	2	2	2	2	2	2	2	3	3	3
Refuse Collection	6	7	7	7	7	8	8	9	9	9
Recycling	2	2	2	2	2	2	2	2	2	2
CCN	1	1	1	1	1	1	1	1	0	0

CITY OF CORTEZ, COLORADO  
 OPERATING INDICATORS BY FUNCTION/PROGRAM  
 LAST TEN FISCAL YEARS  
 (unaudited)

Function/Program	Calendar Year									
	2015	2016	2017	2018	2019	2020	2021	2022	2023	2024
<b>Police</b>										
Calls for service	*N/A	11,600	20,902	20,755	19,658	18,368	17,901	20,778	20,796	20,802
Cases reported	*N/A	2,734	2,550	2,655	2,427	1,867	2,014	2,099	2,337	2,574
Traffic summons	*N/A	66	122	133	111	57	39	75	80	101
<b>Library</b>										
Number of materials loaned	164,882	146,157	156,167	166,711	158,628	84,669	83,482	93,657	98,245	81,352
Number of library card holders	23,186	24,203	25,296	26,231	26,533	27,084	27,751	28,425	28,821	20,543
<b>Water Delivery</b>										
Gallons produced	617,763,830	665,066,391	682,564,157	736,179,216	571,884,040	624,581,000	610,742,000	554,450,000	527,808,910	531,172,000
Number of water meters	3,847	3,847	3,847	3,847	3,847	3,847	3,847	3,847	3,847	3,752
<b>Public Works</b>										
Garbage processed in tons	5,762	6,250	6,495	6,176	6,448	6,837	7,349	7,402	7,370	6,979
Recycling processed in tons	442	517	543	543	574	389	463	325	325	259

\*Police Department data not available due to a software conversion in 2016

CITY OF CORTEZ, COLORADO  
 CAPITAL ASSET STATISTICS BY FUNCTION/PROGRAM  
 LAST TEN FISCAL YEARS  
 (unaudited)

Function/Program	Calendar Year									
	2015	2016	2017	2018	2019	2020	2021	2022	2023	2024
<b>IT</b>										
Fiber Optics	*N/A	2	2	2	2	2	2	2	2	2
Equipment	*N/A	1	1	0	0	0	0	0	0	0
Data Process	*N/A	7	7	2	2	2	2	2	2	2
Other Improvements	*N/A	2	2	1	1	1	1	1	1	1
<b>Finance</b>										
Data Process	*N/A	1	1	1	1	1	1	1	1	1
<b>Dispatch</b>										
Equipment	*N/A	5	5	4	4	4	4	4	4	4
<b>Library</b>										
Buildings	*N/A	1	1	1	1	1	1	1	1	1
Equipment	*N/A	3	3	1	1	1	1	1	1	1
Other Improvements	*N/A	5	5	5	5	5	5	5	5	5
<b>Shop</b>										
Data Process	*N/A	2	0	0	0	0	0	0	0	0
Equipment	*N/A	7	7	4	5	5	5	5	6	6
<b>General Services</b>										
Land	*N/A	6	7	8	8	8	8	9	9	9
Buildings	*N/A	15	15	13	13	13	13	13	13	13
Infrastructure	*N/A	1	1	1	1	1	1	1	1	1
Land Improvements	*N/A	2	3	3	3	3	3	3	3	3
Other Improvements	*N/A	2	2	2	2	2	2	2	3	3
Data Process	*N/A	7	7	1	1	1	1	1	1	1
Equipment	*N/A	17	18	8	8	8	8	8	8	8
Vehicles	*N/A	7	7	5	4	4	4	4	4	3
<b>Building Maintenance</b>										
Equipment	*N/A	1	1	1	1	1	1	1	1	1
Vehicles	*N/A	4	4	3	3	3	3	3	3	3
<b>Welcome Center</b>										
Buildings	*N/A	1	1	1	1	1	1	1	1	1
Other Improvements	*N/A	2	2	2	3	3	3	3	3	2
<b>Police Admin</b>										
Equipment	*N/A	21	21	21	21	21	21	21	21	21
Vehicles	*N/A	5	4	0	0	0	0	1	1	1
<b>Police Patrol</b>										
Other Improvements	*N/A	0	0	0	0	0	1	1	1	1
Equipment	*N/A	3	3	0	0	0	0	0	1	1
Vehicles	*N/A	51	53	32	33	32	32	32	32	28
<b>Police Detective</b>										
Equipment	*N/A	1	1	1	2	2	2	2	2	2
Vehicles	*N/A	6	6	2	2	2	2	2	1	0

\*2014 and 2015 not available due to software conversion in 2016

CITY OF CORTEZ, COLORADO  
 CAPITAL ASSET STATISTICS BY FUNCTION/PROGRAM (CONTINUED)  
 LAST TEN FISCAL YEARS  
 (unaudited)

Function/Program	Calendar Year									
	2015	2016	2017	2018	2019	2020	2021	2022	2023	2024
<b>PD Building Operations</b>										
Buildings	*N/A	6	6	6	6	6	6	6	6	6
Data Process	*N/A	2	2	0	0	0	0	0	0	0
Infrastructure	*N/A	3	3	3	3	3	3	3	3	3
Other Improvements	*N/A	4	4	2	2	2	2	2	3	3
Equipment	*N/A	1	1	1	1	1	1	1	1	1
<b>Kennel</b>										
Land	*N/A	2	2	2	2	2	2	2	2	1
Buildings	*N/A	4	4	4	4	4	4	4	4	4
Other Improvements	*N/A	2	2	2	2	2	2	2	2	2
Vehicles	*N/A	1	1	1	1	1	1	1	1	1
<b>PW Admin</b>										
Data Process	*N/A	5	5	2	2	2	2	2	2	2
Equipment	*N/A	2	2	1	1	1	1	1	1	1
Vehicles	*N/A	4	4	3	4	4	4	4	4	4
Aerial Mapping	*N/A	1	1	1	1	1	1	1	1	1
<b>PW Streets</b>										
Land	*N/A	1	1	1	1	1	1	1	1	1
Infrastructure	*N/A	31	31	31	31	31	31	31	31	30
Data Process	*N/A	1	1	1	1	1	1	1	1	1
Streets	*N/A	7	7	8	8	8	8	8	8	8
Buildings	*N/A	1	1	1	1	1	1	1	1	1
Equipment	*N/A	9	10	11	11	11	11	11	10	10
Vehicles	*N/A	22	21	19	20	19	19	21	21	22
<b>PW Traffic Services</b>										
Equipment	*N/A	4	4	3	3	3	3	3	3	6
Vehicles	*N/A	28	28	19	18	18	18	17	16	10
<b>Street Cleaning</b>										
Infrastructure	*N/A	1	1	1	1	1	1	1	1	1
Equipment	*N/A	0	0	0	0	0	0	0	1	1
Vehicles	*N/A	3	3	2	2	2	2	1	1	1
<b>Outdoor Pool</b>										
Buildings	*N/A	4	4	4	4	4	4	4	4	4
Other Improvements	*N/A	6	6	5	5	5	5	5	5	5
Equipment	*N/A	0	0	0	0	0	0	1	1	4
<b>GC Admin</b>										
Other Improvements	*N/A	1	1	1	1	1	1	1	1	1
Equipment	*N/A	1	1	0	0	0	0	0	0	0
<b>Golf Course</b>										
Land	*N/A	7	7	7	7	7	7	7	7	7
Data Process	*N/A	1	1	1	1	1	1	1	1	1
Land Improvements	*N/A	5	5	5	5	5	5	5	5	4
Other Improvements	*N/A	7	7	7	7	7	7	7	7	7
Buildings	*N/A	6	6	6	6	6	6	6	6	6
Infrastructure	*N/A	1	1	1	1	1	1	1	1	1
Equipment	*N/A	8	9	14	16	16	15	16	16	15
Vehicles	*N/A	24	24	24	23	23	24	24	24	20

\*2014 and 2015 not available due to software conversion in 2016

CITY OF CORTEZ, COLORADO  
 CAPITAL ASSET STATISTICS BY FUNCTION/PROGRAM (CONTINUED)  
 LAST TEN FISCAL YEARS  
 (unaudited)

Function/Program	Calendar Year									
	2015	2016	2017	2018	2019	2020	2021	2022	2023	2024
<b>Parks</b>										
Land	*N/A	5	5	4	6	6	6	6	6	6
Land Improvements	*N/A	9	9	9	9	10	10	10	10	9
Buildings	*N/A	11	11	10	10	10	10	10	10	10
Infrastructure	*N/A	4	4	4	4	4	4	4	4	4
Other Improvements	*N/A	61	61	54	54	54	54	54	54	51
Equipment	*N/A	20	20	20	20	20	20	21	21	18
Vehicles	*N/A	29	30	22	22	22	22	24	24	17
<b>Rec Center</b>										
Buildings	*N/A	5	5	5	5	5	5	5	5	5
Other Improvements	*N/A	10	10	10	10	10	10	10	10	9
Data Process	*N/A	2	2	1	1	1	1	1	1	1
Equipment	*N/A	12	13	8	10	10	10	11	11	11
<b>P&amp;R Capital</b>										
Buildings	*N/A	2	2	2	2	2	2	2	2	2
Land Improvements	*N/A	1	1	1	1	1	1	1	1	1
Other Improvements	*N/A	1	1	1	1	1	1	1	1	1
Equipment	*N/A	2	2	2	2	2	2	2	2	2
<b>Planning &amp; Building</b>										
Data Process	*N/A	0	1	1	1	1	1	1	1	1
Vehicles	*N/A	2	2	3	3	3	3	3	3	3
<b>Water Treatment</b>										
Water Rights	*N/A	5	5	5	5	5	5	5	5	5
Water Distribution System	*N/A	6	6	6	6	6	6	6	6	6
Data Process	*N/A	1	1	1	1	1	1	1	1	1
Buildings	*N/A	6	6	6	6	6	6	6	6	6
Infrastructure	*N/A	6	6	6	6	6	6	6	6	6
Other Improvements	*N/A	1	1	1	1	1	1	1	1	1
Equipment	*N/A	15	15	14	14	14	14	14	14	16
Vehicles	*N/A	5	5	5	4	4	5	4	4	4
<b>Water Trans &amp; Dist</b>										
Water Distribution System	*N/A	9	9	9	9	9	9	9	9	9
Buildings	*N/A	1	1	1	1	1	1	1	1	1
Infrastructure	*N/A	146	146	145	145	145	145	145	145	145
Equipment	*N/A	3	2	2	2	2	2	2	2	6
Vehicles	*N/A	11	11	8	9	9	9	9	8	9
<b>Airport</b>										
Land	*N/A	9	9	9	9	9	9	9	9	9
Other Improvements	*N/A	4	4	0	0	0	0	0	0	0
Buildings	*N/A	11	11	11	11	11	11	11	11	11
Infrastructure	*N/A	19	19	18	18	19	19	19	19	20
Equipment	*N/A	2	2	2	2	2	2	2	4	4
Vehicles	*N/A	8	8	7	7	7	7	8	8	8

\*2014 and 2015 not available due to software conversion in 2016

CITY OF CORTEZ, COLORADO  
 CAPITAL ASSET STATISTICS BY FUNCTION/PROGRAM (CONTINUED)  
 LAST TEN FISCAL YEARS  
 (unaudited)

Function/Program	Calendar Year									
	2015	2016	2017	2018	2019	2020	2021	2022	2023	2024
<b>Meter Maintenance</b>										
Equipment	*N/A	1	1	1	0	0	0	0	0	0
<b>Refuse Collection</b>										
Equipment	*N/A	1	1	1	1	1	1	1	1	1
Vehicles	*N/A	12	12	11	11	11	11	11	8	5
<b>Recycling</b>										
Equipment	*N/A	3	3	3	3	3	3	3	2	2
Vehicles	*N/A	1	1	2	2	2	2	2	1	1
<b>CCN Outside Plant</b>										
Data Process	*N/A	3	3	2	2	2	2	2	2	2
Fiber Optics	*N/A	1	1	2	2	2	2	2	2	2
Infrastructure	*N/A	5	5	5	5	5	5	5	5	5

\*2014 and 2015 not available due to software conversion in 2016